

EMPOWERING THE FUTURE



CRIME VICTIM SERVICES
ANNUAL REPORT 2018



CVS ANNUAL REPORT 2018

INSPIRE A DIFFERENCE

Letter from Texas Attorney General Ken Paxton	5
Retrospective of the CVC History & Fund	6
CVC Revenue Sources	10
CVC Financial Summary	11
CVC Fund Appropriations	12
CVC Program Overview	13
CVC Activity Summary	15
CVC Applications by Type of Crime	16
CVC Applications by Age and Gender	17
CVC Covered Crime-related Costs	18
CVC Payments by Benefit	21
CVC Payments by Type of Crime	22
CVC Payments by Age and Gender	23
CVC Annual Payout Summary	24
CVC Activity Summary by County	25
Grants Overview	31
Grant Funding & Crime Victims' Compensation by County (Map of Regions)	32
Other Victim Assistance Grants	39
Victim Coordinator and Liaison Grants	40
Sexual Assault Prevention and Crisis Services Grants	41
Texas Statewide Automated Victim Notification System	42
Domestic Violence High Risk Teams Grant	43
Crime Victim Civil Legal Services Grants	44
Sexual Assault Services Program Grant	45
Victim Assistance Grants Funded by County and Statewide	46



December 7, 2018

The Honorable Greg Abbott, Governor
The Honorable Dan Patrick, Lieutenant Governor
The Honorable Joe Straus, Speaker of the House

Crime victims and their loved ones carry with them the pain of a personal tragedy that has, undoubtedly, forever changed their life and the lives of those they love. These victims of crime and their families deserve speedy access to help that is available. Each year, the Crime Victims' Compensation Program (CVC) staff works tirelessly to walk with victims and their families through the dark days following a tragedy and offer hope and help through dollars that are available from the State of Texas for reimbursement for qualifying expenses and financial loss due to violent crime.

In Fiscal Year 2018, CVC received 34,706 applications and awarded \$67.4 million dollars to or on behalf of crime victims. Additionally, the OAG's Grants Administration Division awarded \$29.6 million in grants to state and local organizations to assist victims.

The Crime Victims' Compensation Portal is the online tool for victims, claimants, and victim service professionals to access CVC and Emergency Medical Care Compensation applications and claim information. This year CVC updated the application web portal with new features:

- Victims and claimants can apply on line for CVC, upload documents and view updates to their claims as their application is processed.
- Victim advocates can now prepare applications on line and upload supporting documentation. Once victims and claimants submit prepared applications, advocates will also have access to view updates of claims.
- Once medical fee guidelines have been applied, medical service providers can review the payment status of bills and associated applications.

These new features make the application process easier to navigate and help victims and claimants understand every step of the compensation process. We will continue to expand the application portal to Texans with better, faster access that streamlines the application process while providing current information regarding application status.

Sincerely,

A handwritten signature in black ink that reads "Ken Paxton". The signature is written in a cursive style.

Ken Paxton

Attorney General of Texas

RETROSPECTIVE OF THE CRIME VICTIMS' COMPENSATION PROGRAM AND FUND HISTORY



1979 66th Texas Legislature created the Crime Victims' Compensation Program.

SB 21: Effective January 1, 1980, the Texas Crime Victims' Compensation Act established the Compensation to Victims of Crime Fund (CVC Fund) and the Crime Victims' Compensation (CVC) Program to compensate victims of violent crime for their crime-related losses. Revenues for the CVC Fund came from court costs assessed on felonies and certain misdemeanors.

1980 There were insufficient funds available to compensate all CVC applications.

1981 Collected revenues were insufficient to pay CVC applications. A waiting list for payments was established on December 31, 1980. The maximum amount payable per application was \$50,000.

1982 Funding for the program was limited. Approved CVC applications on the waiting list were paid as money became available.

1983 68th Legislature reduced maximum amount per application. The waiting list for CVC application payments was abolished.

1984 CVC began the 1984 fiscal year with a \$2 million deficit.

1985 69th Legislature:

SB 76: Prohibited compensation for offenders, accomplices, or persons incarcerated at the time of the crime; extended compensation to a victim residing in the same household as the offender except for loss of earnings and support; expanded the definition of victim to include residents of other states if the crime occurred in Texas; provided coverage for victims of federal crimes; and added the definition for personal injury. Victims of Crime Act (VOCA) was signed into federal law on October 12, 1984. Several changes were made to state law to receive federal funding.

HB 560: Extended time for filing a CVC application if victim was "reasonably" prevented from filing because of a physical incapacity resulting from the crime.

SB 76: Extended collection of Class C misdemeanors to include traffic violations, other than violations relating to parking or pedestrians.

The Appropriation Act authorized medical cost containment for medical bills to make sure that all bills were necessary and crime-related. The program began reviewing medical bills under this provision.

1986 The CVC Fund received the first VOCA grant totaling \$1.47 million.


1987 70th Legislature:

HB 878: Removed the need for financial stress as a requirement to receive compensation; extended mental health compensation to family members who resided in the same household with a child or a deceased victim; raised maximum compensation for child care; and defined immediate family members.

1988 The CVC Fund balance continues to decline.

1989 71st Legislature:

SB 1133: Placed restrictions on the use of money from the CVC Fund.



1990 After only ten years of the program's existence, the number of CVC applications received had increased from 1,060 in 1980 to 10,273 in 1990.

1991 SB 616: Effective September 1, 1991, administrative authority of the CVC transferred to the Office of the Attorney General (OAG).

1993 In early 1993, the financial soundness of the fund was jeopardized when requests for victim compensation exceeded the amount of funds received from court costs and fees.

73rd Legislature:

HB 2178: Effective August 30, 1993, increased the dollar amount of court costs deposited into the CVC fund; allowed for parolees to pay monthly fee; allowed money received from gifts, grants, and donations to be deposited into the CVC Fund; and placed restrictions on the use of money from the CVC Fund.

1994 Court fees deposited into the CVC Fund increased more than 90 percent from 1993. After March 15, 1994, compensation was restored to full payment.

1995 74th Legislature:

SB 1049: Ordered payment of health care services according to medical fee guidelines. This resulted in a reduction of the amount paid to service providers for health care services. It also provided that payments accepted by the provider are considered payment in full.

SB 1049: Increased the maximum award for a CVC application for catastrophic injuries from \$25,000 to \$50,000; added crime scene cleanup reimbursement; added dependent care when the need for care resulted from the crime; added vehicular offenses such as DWI and Criminally Negligent Homicides as compensable crimes; expanded claimant definition to include all immediate family members of a child or a deceased victim; added definition for household member; expanded definition for victim; included mental harm in definition of physical injury; allowed for denial of application when claimant or victim involved in illegal activity; and added reimbursements for property seized as evidence.

1997 75th Legislature:

In 1997, the fund became a constitutionally-dedicated account that can be used only for the purpose of providing victim-related compensation or assistance. Also, in 1997 the 75th Legislature amended the Texas Code of Criminal Procedure to authorize the appropriation of monies from the Compensation to Victims of Crime Fund for grants and contracts supporting victim-related services or assistance. That same legislative session the first appropriation from the fund was made for the purpose of providing grants and contracts supporting victim-related services or assistance. The OAG received an appropriation of \$1 million from the fund for providing a grant to the statewide organization for the Court Appointed Special Advocates (CASA) Program.

SB 987: Allowed the Legislature to appropriate money from the CVC Fund to state agencies delivering or funding victim-related services; authorized the OAG to use money appropriated from the CVC Fund for grants or contracts supporting victim-related services. The Legislature began appropriations under Texas Code of Criminal Procedure 56.541.

HB 3062: Increased maximum award on a CVC application from \$25,000 to \$50,000 and the maximum on catastrophic cases from \$50,000 to \$100,000; added lost wages and travel for participation in the criminal justice process or for medical care; added firefighters and peace officers as eligible victims; removed life insurance and vacation/sick leave benefits as collateral sources; added international terrorism as a compensable crime; allowed eligibility for Texas residents victimized in another country without a compensation program; amended definition of immediate family

member; provided for loss of support in cases not involving a deceased victim; and changed filing times and reporting limits for CVC applications.

1999 76th Legislature:

HB 3255: Added \$3,800 relocation/rental reimbursement for victims of domestic violence.

2001 77th Legislature:

In 2001, the Legislature added an appropriation from the fund to the OAG for the purpose of providing grants to a broad range of victim-related service organizations. Victim services such as domestic violence shelters, rape crisis centers, hotlines, victim advocacy, and education were made available as a result of these grants.

HB 131: Provided reimbursements to law enforcement agencies for forensic sexual assault exams.

HB 519: Added relocation/rental reimbursement for victims of sexual assault occurring in their residence, and changed the term “domestic violence” to “family violence,” assigning the same meaning of family as found in Texas Family Code Section 71.004.

SB 850: Added Disabled Peace Officer compensation, providing an additional \$200,000.

SB 1202: Increased maximum amount payable on a CVC application for catastrophic injuries from \$100,000 to \$125,000.

2002 Beginning with the 2002-03 biennium, legislative appropriations from the fund began to exceed revenues.

2003 78th Legislature:

HB 1895: Added compensation for bereavement leave.

SB 1015: Added reimbursement for travel to an execution.

2007 80th Legislature:

SB 1580: Requires the Texas Department of Criminal Justice to contract with a private vendor to provide pay telephone services to inmates. The Compensation to Victims of Crime Fund receives the first \$10 million in revenue and 50 percent of revenue beyond \$10 million.

HB 1751: A \$5 fee was placed on patrons of sexually oriented businesses, of which, up to \$25 million in revenue per biennium would be transferred into the Sexual Assault Program Fund to be used for awarding grants to sexual assault programs and rape crisis centers across the state.

2008 The Texas Department of Criminal Justice officially entered into a contract to provide telephone services stemming from the passage of SB 1580 in 2007.

2009 SB 1377: Authorizes the Attorney General to transfer up to 50 percent of any remaining money in excess of \$5 million into the Crime Victims’ Compensation Fund to be used for compensation payments.

HB 2626: Provided for adult victims of sexual assault who have not filed a police report to obtain a forensic medical exam. CVC reimburses the Department of Public Safety for the cost of the exam.

SB 808 and HB 2916: Provide for reimbursement of pecuniary loss arising from homicides occurring before January 1, 1980, if the identity of the victim was established by a law enforcement agency on or after January 1, 2009.

2011 The CVC Fund was confronted with the possibility of serious shortfall by 2013 due to declining revenues from court fees, which constitute approximately 86 percent of the fund's state revenue.

Facing a \$23 billion budget deficit for the 2012-2013 biennium, the state utilized CVC Fund dollars to increase direct appropriations from the fund to specific crime victim services organization and state agencies.

2013 SB 8: Added victims of trafficking of persons to the list of eligible participants in the Address Confidentiality Program and made trafficking victims eligible for reimbursement for relocation expenses.

HB 3241: After attorney fees and court costs, the first \$10 million awarded to the state in civil racketeering suits related to trafficking of persons is made to the credit of the CVC Fund.

2015 HB 10: Victims of trafficking are no longer denied compensation for participating in the criminally injurious conduct giving rise to their application or being involved in illegal behavior at the time of their injuries. Both changes to the law were already part of CVC's internal policies and administrative rules.

HB 1446: Authorizes CVC to reimburse victims of sexual assault for certain costs associated with the initial visit to a hospital following a sexual assault (e.g. emergency medical care, prescription drugs prescribed during the initial visit, transportation to the hospital) even if those victims choose to not report the crime or are otherwise ineligible for CVC. This bill also provides rent and relocation assistance for victims of stalking.

2016 CVC makes administrative rule changes as authorized by the CVC Act to increase the amount of financial assistance a victim of violent crime may receive. This is the first increase for some limits since the 1990s. The increased limits took effect for violent crimes committed on or after July 15, 2016.

2017 SB 843: Provides greater protections for victims by prohibiting the disclosure and use of certain information regarding the Crime Victims' Compensation Act.

HB 1866: Temporarily halts the annual transfer of excess funds from the Compensation to Victims of Crime Auxiliary Fund to the Compensation to Victims of Crime Fund for the 2018-2019 biennium. The transfer will resume beginning again in September 2019.

SB 4: A local entity or campus police department which prohibits or materially limits the enforcement of immigration laws is subject to a civil penalty. Civil penalties collected are deposited into the Crime Victim's Compensation Fund.

HB 29: Amended the definition of "pecuniary loss" in Art. 56.32(a), Code of Criminal Procedure, to include specialized care for child victims. This change allows reimbursement for certain costs related to specialized treatment facilities for child victims that would not otherwise qualify as child care under the CVCA.

2018 CVC launched a new portal within the agency's official website that enables crime victims, claimants and their advocates to submit applications, upload crime-related bills and follow each step of the claim and bill review process with near real-time updates.

CRIME VICTIMS' COMPENSATION REVENUE SOURCES

The Crime Victims' Compensation (CVC) Program is supported through a legislative appropriation from the Compensation to Victims of Crime Fund (the Fund). The passage of the Crime Victims' Compensation Act in 1979 reflected the Legislature's intent for the Fund -- to assist innocent victims of violent crime and to encourage greater public cooperation in the investigation and prosecution of criminals. The Fund represents public policy at its best: revenue for the Fund is collected from offenders through criminal court costs, fees and fines, while victims of violence are assisted with expenses related to the crime.

In FY18, the Fund received revenue from the following sources:

STATE COURT COSTS \$58,591,848.33

CVC receives 37.6338 percent of all consolidated court costs submitted to the comptroller by local governmental entities for felony and misdemeanor convictions. The calculated amount of court costs received is by type of conviction (TX. Local Government Code, Section 133.102(a) & (e)):

- Felony Conviction = \$50.05
- Class A or B Misdemeanor Conviction = \$31.24
- Class C Misdemeanor Conviction = \$15.05

FEDERAL VOCA GRANT \$37,736,631.00

The federal Victims of Crime Act (VOCA) allows the collection of fines, fees and forfeitures for federal convictions. Passed in 1984, VOCA has awarded grants to the Texas CVC since 1986. These grants are based on a formula that gives each state an amount equal to 60 percent of the state funds paid to victims by the CVC program two years prior. (Title 42 U.S.C. 10602)

RESTITUTION \$950,291.27

Offenders may be ordered to reimburse the fund for compensation payments made on behalf of those they have victimized. CVC staff provides local prosecutors with information on the amount of money that has been paid so that reimbursement to the Fund can be included in restitution orders. The laws governing restitution allow for a one-time fee of \$12 to be assessed on an offender who pays restitution in installments. Half of this fee is deposited into the fund, and the other half is retained by the local court that assessed the restitution. (Texas Code of Criminal Procedure

Article 42.037 (a) and (g), Texas Government Code Section 508.182 (a) and (e)(2))

A judge may require an offender to pay a one-time fee up to \$50 for misdemeanors and up to \$100 for felonies to the fund. Prior to September 1, 2005, this fee was deposited into the General Revenue Fund. (Texas Code of Criminal Procedure, Article 42.12 Section 11(a)(18))

PAROLEE SUPERVISION FEE \$4,503,837.68

Offenders on parole for crimes that occurred after September 1, 1993, pay \$8 per month to the Fund. The state's parole officers are to be commended for their efforts to collect these fees from parolees. (Texas Government Code Section 508.182(a) & (e)(2))

OFFENDER INMATE TELEPHONE REVENUE \$15,451,175.22

The Texas Department of Criminal Justice (TDCJ) Offender Telephone System allows eligible offenders to make paid telephone calls to family and friends. Offenders with major disciplinary problems, gang affiliations, or on death row will not have access to the telephone system. By statute, TDCJ shall transfer 50 percent of all commissions paid by the vendor to the fund, with the first \$10 million collected each year to be credited to the fund. (Texas Government Code Section 495.027(c)).

DONATIONS \$188,695.28

Jurors are provided information about the Fund and are offered the option to donate their daily reimbursement to the Fund. (Texas Government Code Section 61.003(a)(1))

SUBROGATION \$543,116.68

By statute, the Attorney General must ask that the victim or claimant reimburse the Fund for the amount paid on behalf of the victim, up to the amount of the civil award when a crime victim is awarded money in a civil suit. (Texas Code of Criminal Procedure Article 56.51).

CRIME VICTIMS' COMPENSATION FINANCIAL SUMMARY

FISCAL ACTIVITY SUMMARY FOR THE FISCAL YEAR ENDING AUGUST 31, 2018

RECEIPTS:

Federal VOCA Grant	\$37,736,631.00
Court Fees Deposited	\$58,591,848.33
Restitution	\$950,291.27
Grants/Donations	\$188,695.28
Fees for Admin. Services	\$19,951,411.50
Restitution Installment Fee	\$3,361.42
Subrogation	\$543,116.68
Interest on State Deposits and Treasury Investments	\$773,817.69
Other Receipts	\$14,918.21
Total Receipts	\$118,754,091.38

DISBURSEMENTS:

Benefits Paid to Victims of Crime	\$67,466,307.27
-----------------------------------	-----------------

ADMINISTRATIVE COSTS:

Salaries, Wages and Payroll Related Costs	\$6,310,386.30
Professional Fees/Services and Maintenance	\$690,228.37
Travel	\$16,180.88
Materials, Supplies, Printing and Reproduction	\$554,687.10
Communications and Utilities	\$123,444.51
Rentals and Leases	\$317,475.26
Other Expenses	\$520,529.37
Capital Outlay	\$2,229,358.00
Total Administrative Costs	\$10,762,289.79
Total OAG Disbursements	\$78,228,597.06

CRIME VICTIMS' COMPENSATION FUND APPROPRIATIONS

	2010-2011 BIENNIUM	2012-2013 BIENNIUM	2014-2015 BIENNIUM ⁽¹⁾	2016-2017 BIENNIUM ⁽¹⁾	2018-2019 BIENNIUM
ATTORNEY GENERAL:					
Crime Victims' Compensation	150,694,337	182,744,515	165,690,442	160,546,809	131,262,110
Appropriated Federal Match	(45,839,547)	(95,127,605)	(65,164,865)	(53,983,851)	(49,141,370)
Crime Victims' Compensation:	\$104,854,790	\$87,616,910	\$100,525,577	\$106,562,958	\$82,120,740
VICTIM ASSISTANCE:⁽²⁾					
Victim Coordinator/Liaison Grants	4,882,314	4,887,036	2,788,300	3,275,707	4,879,906
Statewide Victim Notification System	6,998,502	7,004,526	3,710,839	4,320,898	6,230,686
Sexual Assault and Crisis Prevention	13,586,513	13,829,754	7,832,404	2,094,838	2,065,594
Other Victim Assistance Grants	21,109,524	21,128,890	12,055,935	14,159,798	21,699,090
Children's Advocacy Centers	7,998,006	15,998,006	8,910,032	-	-
Court Appointed Special Advocates	6,000,000	17,000,000	9,468,090	-	-
Legal Services Grants	5,000,000	5,000,000	2,784,732	3,261,831	5,000,000
Sexual Assault Services Grant (TAASA)	750,000	750,000	417,710	489,274	750,000
Victim Assistance Total:	\$66,324,859	\$85,598,212	\$47,968,042	\$27,602,346	\$40,625,276
Attorney General Total:	\$171,179,649	\$173,215,122	\$148,493,619	\$134,165,304	\$122,746,016
OTHER AGENCIES:					
TDCJ - Victim Services	3,152,350	-	-	-	-
ERS - Peace Officer Death Benefit	4,417,880	4,077,600	3,392,648	6,392,648	8,098,818
HHSC - Family Violence Services ⁽³⁾	-	8,087,828	-	-	-
HHSC - Child Advocacy Programs ⁽⁴⁾	-	-	-	20,459,686	20,459,686
Other Agencies Total:	\$7,570,230	\$12,165,428	\$3,392,648	\$26,852,334	\$28,558,504
FUND 469 APPROPRIATIONS TOTAL ⁽⁵⁾:	\$178,749,879	\$185,380,550	\$151,886,267	\$161,017,638	\$151,304,520

⁽¹⁾ The 2014/15 and 2016/17 Biennial amounts include an estimate for legislatively mandated salary increases.

⁽²⁾ The 2014/15 thru 2018/19 Biennial amounts for the Victim Assistance programs reflect only the appropriations from the Compensation to Victims of Crime Fund (Fund 469). The Legislature provided additional appropriations for each of the programs listed from general revenue funds and the Sexual Assault Program Fund (Fund 5010).

⁽³⁾ HHSC voluntarily reduced its 2012-13 appropriation by \$3,500,000 in order to assist with cash flow and fund solvency issues.

⁽⁴⁾ The funding for Children's Advocacy Centers and Court Appointed Special Advocates was transferred from the OAG to HHSC in 2016/17.

⁽⁵⁾ Total legislative appropriations from the Compensation to Victims of Crime Fund (Fund 469).

TDCJ = Texas Department of Criminal Justice

ERS = Employees Retirement System

HHSC = Department of Health and Human Services

CRIME VICTIMS' COMPENSATION PROGRAM OVERVIEW

The Crime Victims' Compensation (CVC) Program is administered by the Office of the Attorney General (OAG) and provides victims of violent crime financial assistance for certain crime-related expenses. CVC staff work with victims and claimants to coordinate available resources to minimize the "out of pocket" expenses incurred as the result of the crime.

PROGRAM ELIGIBILITY

- The crime must occur in Texas to a U.S. resident; or the victim is a Texas resident and the crime occurred in a country that does not offer crime victims' compensation.
- The crime must be reported to an appropriate law enforcement agency. This requirement does not apply if the victim is only seeking Emergency Medical Care Compensation.
- The victim or claimant must cooperate with the law enforcement investigation. This requirement does not apply if the victim is only seeking Emergency Medical Care Compensation.
- The victim or claimant must apply within three (3) years from the date of the crime unless good cause is shown e.g., age of the victim, mental or physical capacity of the victim, etc.
- A victim or claimant is:
 - *Someone who was Injured or died because of the crime or while aiding a crime victim*
 - *A first responder who was injured or died while responding to the crime*
 - *A person who assumes legal responsibilities or pays crime-related bills*
 - *Someone authorized to act on behalf of a victim such as a parent or guardian*
 - *A dependent of a deceased victim*
 - *An immediate family or household member who require mental health care because of the crime*
- A victim or claimant must not have:
 - *Participated in the crime*
 - *Committed illegal activity at the time of the crime. This requirement does not apply to a person who seeks compensation if the illegal activity the person engaged in was the result of human trafficking.*
 - *Shared responsibility for the crime due to behavior*
 - *Given false information to the program*
 - *The victim or claimant was not incarcerated at the time of the crime.*

COVERED CRIMES

Crimes or attempted crimes that caused physical or mental injury or death are covered such as:

- Assault
- Family Violence
- Kidnapping
- Child Abuse
- Hit and Run
- Robbery
- Child Sexual Assault
- Homicide
- Sexual Assault
- DWI
- Human Trafficking
- Stalking
- Elder Abuse

Identity theft and property crimes are not covered.

COMPENSATION LIMITS & COLLATERAL SOURCES

Total compensation is limited to \$50,000. Crime victims who suffer total and permanent disability because of a crime may qualify for an additional compensation of up to \$75,000 to be used for specific and limited expenses, such as prosthetics, rehabilitation, or accessibility renovations. Compensation may be limited or unavailable based on laws in effect at the time of the crime.

CVC is the last source of payment by law. All other collateral sources must pay before any payment by the program. A collateral source is any other readily available resource that can be used to cover crime-related costs.

Examples of collateral sources are:

- Medical Insurance
- Dental Insurance
- Medicare/Medicaid
- Vehicle Insurance
- Homeowners/renters Insurance
- Workers' Compensation
- Settlements

Additional information about each cost, including specific limits, can be found in the Covered Crime-related Costs section.

APPLYING FOR COMPENSATION

The Crime Victims' Compensation portal, within the agency's official website, enables victims and claimants to apply online for Crime Victims' Compensation and Emergency Medical Care Compensation for sexual assault exams.

CRIME VICTIMS' COMPENSATION PROGRAM OVERVIEW

The portal allows crime victims, claimants, and their advocates to submit applications, upload crime-related bills, and follow each step of the claim and bill review process with near real-time updates.

English and Spanish applications can also be downloaded from the OAG website, www.texasattorneygeneral.gov, or obtained directly from CVC.

Additionally, every law enforcement agency and prosecutor's office in Texas is required by statute to provide victims of crime with information about CVC. Applications are also available at hospitals and nonprofit agencies that work with crime victims.

APPLICATION ASSISTANCE

CVC program staff is available to assist victims and their families in accessing information about the program and the application process.

To contact the CVC Program,

Call: (800) 983-9933

Or write: Office of the Attorney General

Crime Victim Services Division

Crime Victims' Compensation Program

P. O. Box 12198

Austin, Texas

78711-2198

CRIME VICTIMS' COMPENSATION ACTIVITY SUMMARY

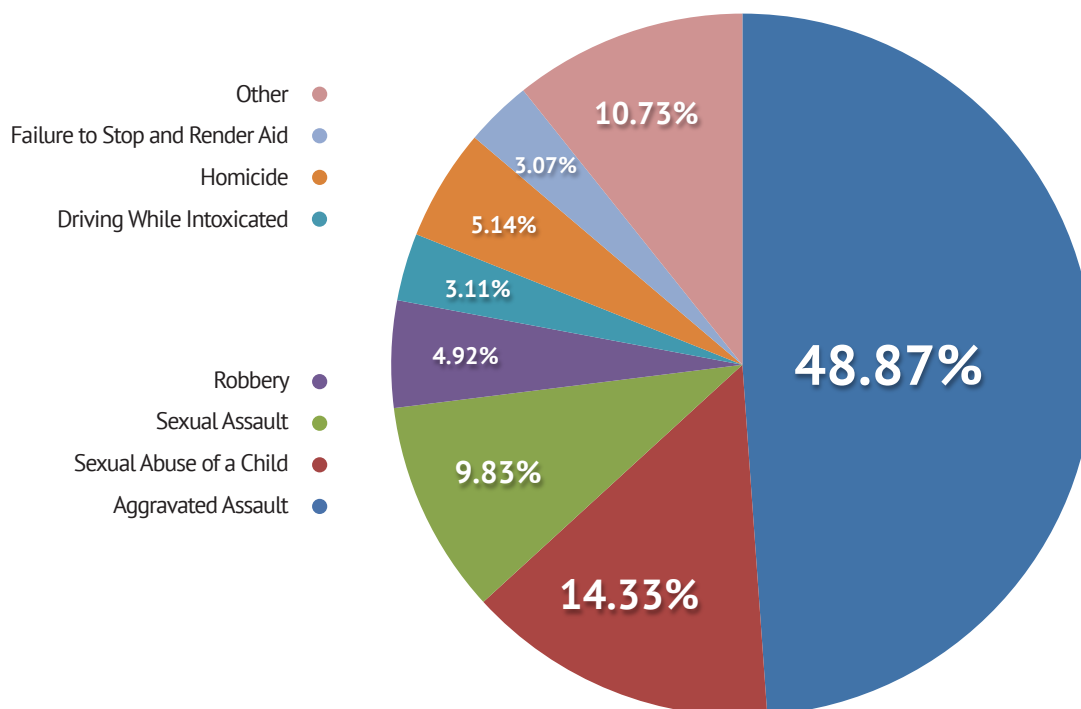


The total number of applications approved, reviewed or denied may not equal the number of applications received. For example, claims received in the latter part of August 2018 may not be reviewed or approved until September 2018 (the first month of fiscal year 2019) and would therefore be included in next year's report. The same explanation applies to award payments, which in some cases may extend over several years.

CRIME VICTIMS' COMPENSATION APPLICATIONS BY TYPE OF CRIME

TYPE OF CRIME	APPLICATIONS	PERCENT
Assault/Aggravated Assault	11,956	48.87%
Sexual Abuse of a Child	3,506	14.33%
Sexual Assault	2,405	9.83%
Robbery	1,203	4.92%
Driving While Intoxicated	761	3.11%
Homicide	1,258	5.14%
Failure to Stop and Render Aid	752	3.07%
Other		
Physical Abuse of a Child	426	1.74%
Stalking	78	0.32%
Vehicular Manslaughter	127	0.52%
Vehicular Assault	234	0.96%
Criminally Negligent Homicide	53	0.22%
Terroristic Threat	230	0.94%
Burglary	115	0.47%
Child Pornography	49	0.20%
Harassment	149	0.61%
Kidnapping	86	0.35%
Physical Abuse of Elderly	101	0.41%
Human Trafficking	97	0.40%
Arson	22	0.09%
Unknown/Other Crime	857	3.50%
TOTAL	24,465	100.00%

Excludes sexual assault exam reimbursement applications sent by law enforcement agencies.

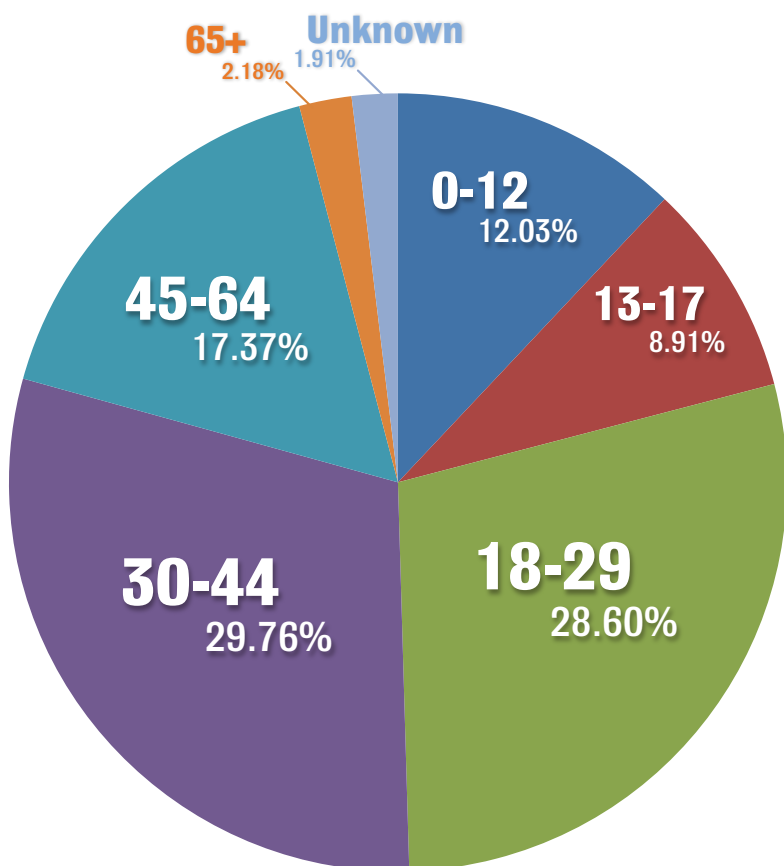


CRIME VICTIMS' COMPENSATION APPLICATIONS BY AGE & GENDER

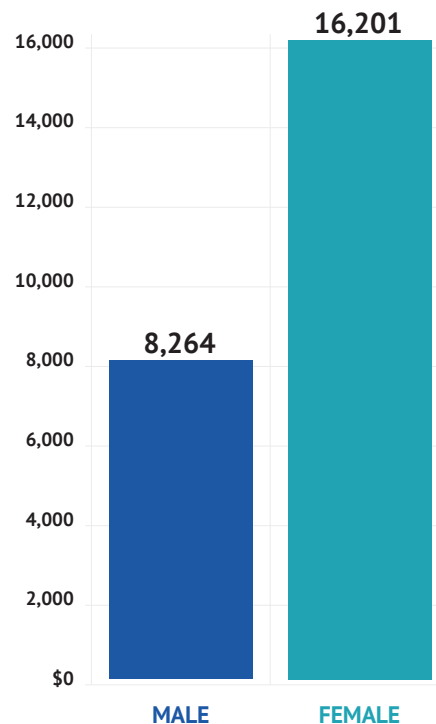
AGE	TOTAL	MALE	FEMALE	PERCENT
0-12	2,942	803	2,139	12.03%
13-17	2,179	530	1,649	8.91%
18-29	6,998	2,431	4,567	28.60%
30-44	7,281	2,398	4,883	29.76%
45-64	4,066	1,742	2,324	16.62%
Over 65	533	250	283	2.18%
Unknown	466	110	356	1.91%
TOTAL	24,465	8,264	16,201	100.00%

Excludes sexual assault exam reimbursement applications sent by law enforcement agencies.

APPLICATIONS BY AGE



APPLICATIONS BY GENDER



CRIME VICTIMS' COMPENSATION

COVERED CRIME-RELATED COSTS

Award Categories	Explanation	Limits
Attorney Fees	Attorney fees related to the CVC application process and contingent on compensation paid to the victim/claimant.	The lesser of \$300 or 25 percent of approved compensation. Upon appeal, an attorney may be entitled to 25 percent of compensation directly relating to the attorney's assistance.
Child/Dependent Care	Costs for the care of a child or a dependent for care that is new and a result of the crime.	<p>For crimes occurring between May 8, 2005, and July 14, 2016, child care benefits for dependent(s) of a surviving victim may be limited to a maximum of 13 continuous weeks. The compensation is calculated at the actual cost of care not to exceed \$100 per week per dependent or minor child. Under special circumstances reimbursement or payment of child care expenses may be extended.</p> <p>Compensation is limited to \$300 per week per child or dependent for crimes after July 14, 2016. Compensation is limited to 52 weeks for surviving victim's dependents for certain crimes. Child care benefits for the dependents of a deceased victim may be paid on an on-going basis up to the age of 14.</p>
Crime Scene Clean-Up	Costs for professional cleaning services and supplies used for crime scene clean-up.	<p>For crimes occurring between September 1, 1995, and July 14, 2016, reimbursement is limited to \$750.</p> <p>For crimes occurring after July 14, 2016, compensation is limited to \$2,250.</p>
Emergency Compensation	May be requested if a victim or claimant would suffer undue harm or hardship if compensation is not expedited.	Limited to \$1,500 and is deducted from any future compensation.
Extraordinary Pecuniary Losses	Paid to a victim who has suffered an injury that is catastrophic and results in total or permanent disability because of a crime.	An additional payment of \$75,000 (for crimes occurring after August 31, 2001). Compensation may only be used to pay for lost wages and items that directly assist a victim. Direct assistance includes: modifications of home or automobile, prosthetics, medical equipment or supplies, job training and vocational rehabilitation, home health care, long term medical care or training in the use of special appliances.
Funeral	Costs for funeral and burial services, flowers, caskets, urns, and grave markers	For crimes occurring after July 14, 2016, the maximum reimbursement is \$6,500; additional compensation for transportation of deceased over 50 miles may be available.

Award Categories	Award Description	Limits
Loss of Support	Covers income or financial support provided by either the victim or offender at the time of crime that is no longer available because of the crime.	<p>For crimes occurring after July 14, 2016, reimbursement is limited to \$700 per week maximum and is calculated using the victim or offender's salary and may be paid on an ongoing basis until benefits are exhausted.</p> <p>Loss of support is also available to dependents of surviving victims for 90 days with the same maximum benefit \$700 per week for dates of crime on or after July 15, 2016.</p>
Loss of Earnings	<p>Paid to victims who miss work for:</p> <ul style="list-style-type: none"> • <i>A crime-related disability period</i> • <i>Attending medical or mental health care appointments</i> • <i>Participation in criminal justice proceedings</i> <p>Paid to claimants who miss work for:</p> <ul style="list-style-type: none"> • <i>Bereavement leave taken in connection to the victim's death</i> • <i>Attending mental health care appointments or victim's medical appointments</i> • <i>Participation in criminal justice proceedings</i> 	<p>For crimes occurring between February 1, 1998, and July 14, 2016, reimbursement is limited to a \$500 per week maximum and is calculated using the applicable salary. Bereavement Leave loss of earnings is limited to 10 days, totaling \$1000 of maximum compensation.</p> <p>For crimes occurring after July 14, 2016, reimbursement is limited to \$700 per week maximum and is calculated using the applicable salary. Bereavement leave loss of earnings is limited to 10 days, totaling \$1400 of maximum compensation.</p>
Medical Costs	<p>Costs for crime-related injuries may include:</p> <ul style="list-style-type: none"> • <i>Hospitalization</i> • <i>Doctor's services</i> • <i>Ambulance services</i> • <i>Prescriptions</i> • <i>Dental work</i> • <i>Nursing home services</i> • <i>Medical appliances such as wheelchairs and prosthetics</i> 	<p>Medical costs are paid at the medical fee guidelines set by the Texas Department of Insurance, Division of Workers' Compensation. Total compensation is limited to \$50,000.</p>
Mental Health Care	<p>Mental health services provided by a:</p> <ul style="list-style-type: none"> • <i>Psychiatrist or other MD</i> • <i>Clinical Psychologist</i> • <i>Clinical Nurse Specialist - CNS</i> • <i>Licensed Clinical Social Worker - LCSW</i> • <i>Licensed Professional Counselor - LPC</i> • <i>Licensed Marriage and Family Therapist - LMFT</i> 	<p>For dates of crime prior to August 31, 2014, reimbursement is limited to \$3,000 maximum for outpatient treatment with a licensed provider.</p> <p>For crimes occurring after August 31, 2014, reimbursement is limited to 60 sessions with a licensed provider. Inpatient treatment for victims requires pre-authorization and may be available at the medical fee guideline rate per day. Claimants are not eligible for inpatient treatment.</p>

CRIME VICTIMS' COMPENSATION

COVERED CRIME-RELATED COSTS

Award Categories	Award Description	Limits
Relocation	Relocation costs for victims of family violence, sexual assault that occurred in the victim's residence, stalking, or human trafficking.	Limited to a one-time payment of up to \$3,800 (\$2,000 relocation expenses and 3 months of rent, not to exceed \$1,800 for rental assistance).
Replacement of Seized Property	Costs associated with replacement of a victim's property seized as evidence or rendered unusable because of the investigation.	<p>For crimes occurring between September 1, 1995, and July 14, 2016, the maximum reimbursement compensation is \$750.</p> <p>For crimes occurring after July 14, 2016, the maximum reimbursement compensation is \$1,000.</p>
Travel	Costs such as: <ul style="list-style-type: none"> • <i>Travel over 20 miles one-way to medical and mental health care appointments, criminal justice proceedings, or a victim's funeral</i> • <i>Food/lodging for travel over 60 miles (one-way)</i> 	Reimbursement rates are set by the Texas Comptroller's office.

CRIME VICTIMS' COMPENSATION PAYMENTS BY BENEFIT

CRIME VICTIMS' COMPENSATION PAYMENTS	FY 2018 AMOUNT	% OF TOTAL
PAYMENTS FOR VICTIMS OF CRIME:		
MEDICAL:		
Acute Care Hospital	31,436,786.49	46.67%
Physician Fees	5,412,416.56	8.03%
EMS Services	1,275,296.39	1.89%
Dental	843,662.87	1.25%
Mental Health Counseling	1,077,924.31	1.60%
Rehabilitation / Physical Therapy	667,413.22	0.99%
Psychiatric Hospital	416,217.08	0.62%
Healthcare Supplies	279,839.08	0.42%
Prescriptions	194,733.66	0.29%
Accomodation Services	113,526.22	0.17%
Medical Report	390.42	0.00%*
Total Medical Payments:	\$41,718,206.30	61.93%
NON-MEDICAL:		
Funeral Expense	7,117,160.83	10.57%
Loss Of Wages	5,245,932.67	7.79%
Relocation	3,541,968.01	5.26%
Loss Of Support	1,428,785.23	2.12%
Travel	675,838.63	1.00%
Disabled Peace Officer	93,461.53	0.31%
Child Care	321,305.62	0.48%
Evidence Replacement Costs	73,265.84	0.11%
Crime Scene Cleanup	92,222.69	0.14%
Attorneys Fees	900.00	0.00%*
Total Non-Medical Payments:	\$18,590,841.05	27.78%
Total Payments For Victims Of Crime:	\$60,309,047.35	89.71%
PAYMENTS TO LAW ENFORCEMENT AGENCIES:		
Sexual Assault Exam Reimbursements:	\$7,052,275.74	10.47%
Total Payments To Law Enforcement Agencies:	\$7,052,275.74	10.47%
CRIME VICTIMS' COMPENSATION TOTALS	\$67,361,323.09	100.00%

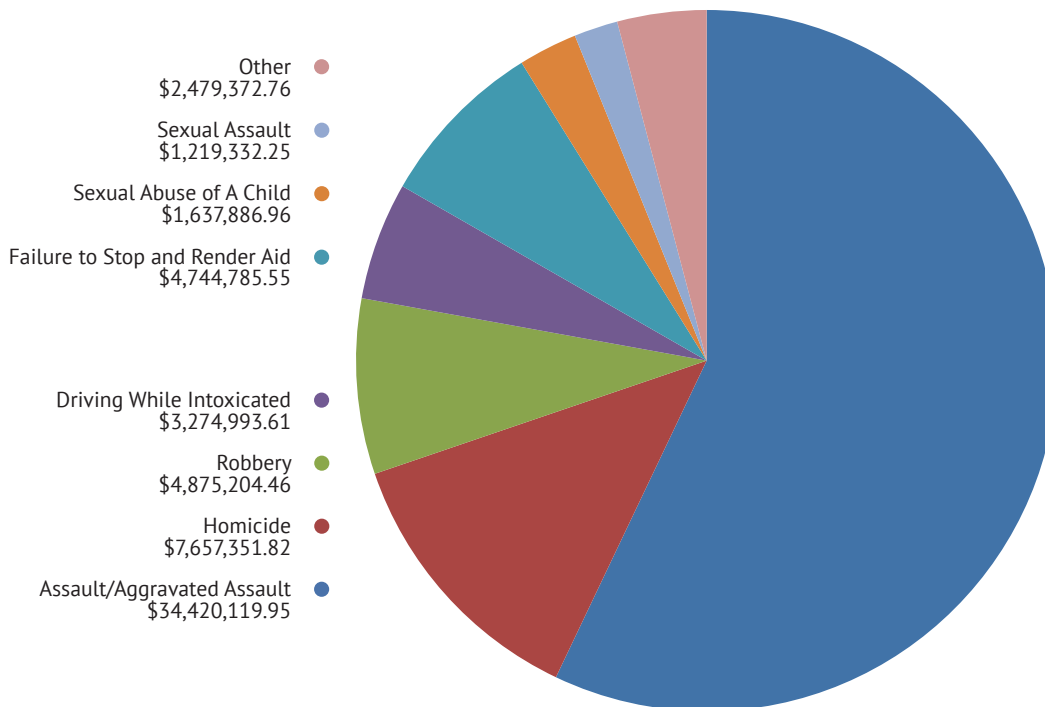
Amounts vary from financial summary on page 11 due to timing of cancelled warrants and refunds.

* Less than .01 % of total payments

CRIME VICTIMS' COMPENSATION PAYMENTS BY TYPE OF CRIME

TYPE OF CRIME	NUMBER	AMOUNT	PERCENT
Assault/Aggravated Assault	5,684	\$34,420,119.95	57.07%
Homicide	1,302	\$7,657,351.82	12.70%
Robbery	737	\$4,875,204.46	8.08%
Driving While Intoxicated	523	\$3,274,993.61	5.43%
Failure To Stop And Render Aid	619	\$4,744,785.55	7.87%
Sexual Abuse Of A Child	1,039	\$1,637,886.96	2.72%
Sexual Assault	1099	\$1,219,332.25	2.02%
Other			
Vehicular Assault	122	\$845,587.23	1.40%
Physical Abuse Of A Child	79	\$143,963.94	0.24%
Vehicular Manslaughter	94	\$522,465.64	0.87%
Criminally Negligent Homicide	51	\$280,025.66	0.46%
Stalking	45	\$81,746.72	0.14%
Burglary	21	\$83,861.50	0.14%
Child Pornography	17	\$28,492.86	0.05%
Harassment	13	\$29,335.45	0.05%
Terroristic Threat	46	\$109,986.35	0.18%
Physical Abuse Of Elderly	28	\$30,687.35	0.05%
Kidnapping	43	\$87,111.33	0.14%
Human Trafficking	48	\$105,712.51	0.18%
Other Miscellaneous Crime	17	\$98,022.19	0.16%
Arson	6	\$32,374.03	0.05%
TOTAL	11,633	\$60,309,047.36	100.00%

Excludes sexual assault exam reimbursement applications sent by law enforcement agencies.
Amounts vary from financial summary on page 11 due to timing of cancelled warrants and refunds.

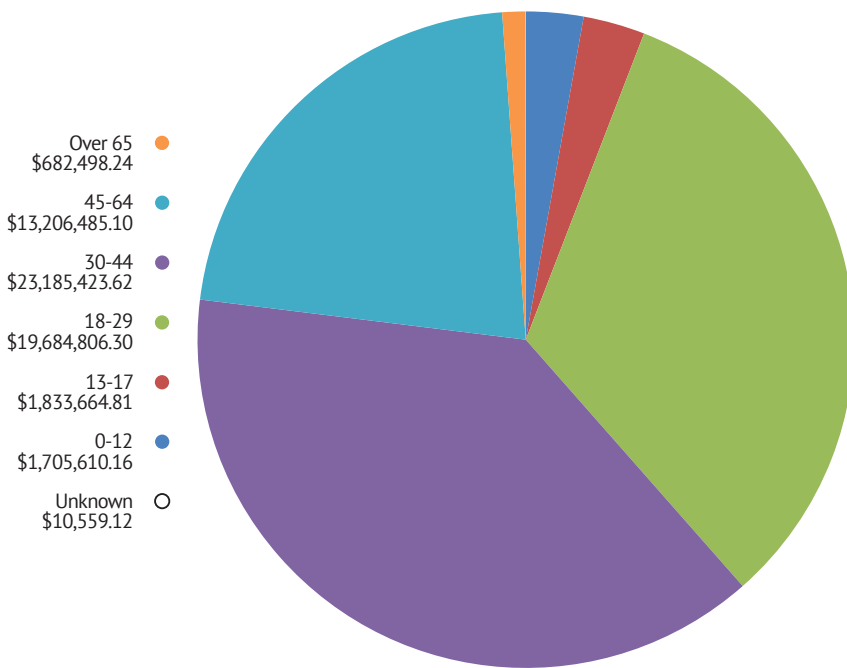


CRIME VICTIMS' COMPENSATION PAYMENTS BY AGE & GENDER

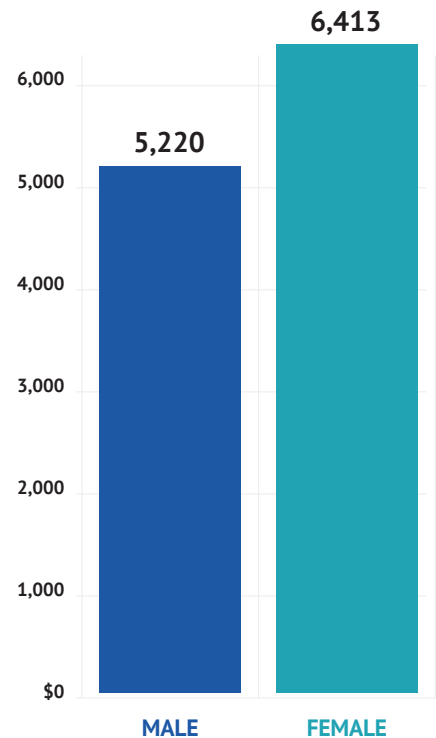
AGE RANGE	TOTAL	MALE	FEMALE	AMOUNT	PERCENT
0-12	868	230	638	\$1,705,610.16	2.83%
13-17	798	232	566	\$1,833,664.81	3.04%
18-29	3,681	1,766	1,915	\$19,684,806.30	32.64%
30-44	3,826	1,711	2,115	\$23,185,423.62	38.44%
45-64	2,215	1,151	1,064	\$13,206,485.10	21.90%
Over 65	242	128	114	\$682,498.24	1.13%
Unknown	3	2	1	\$10,559.12	0.02%
TOTAL	11,633	5,220	6,413	\$60,309,047.35	100%

Excludes sexual assault exam reimbursement applications sent by law enforcement agencies.
Amounts vary from Financial Summary on page 11 due to timing of cancelled warrants and refunds.

PAYMENTS BY AGE



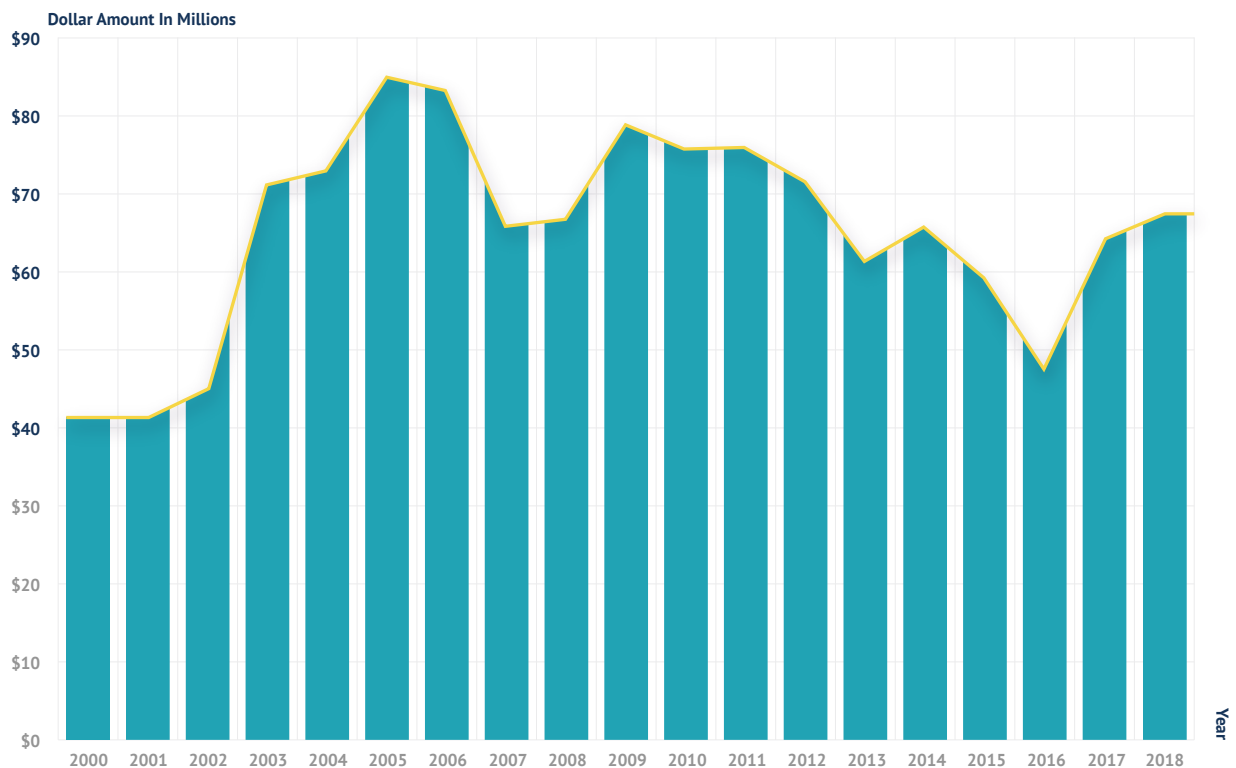
PAYMENTS BY GENDER



CRIME VICTIMS' COMPENSATION ANNUAL PAYOUT SUMMARY

<u>FISCAL YEAR</u>	<u>TOTAL PAID</u>
1980	\$0.4
1981	\$1.0
1982	\$0.9
1983	\$1.2
1984	\$3.2
1985	\$7.1
1986	\$8.9
1987	\$17.4
1988	\$17.4
1989	\$20.4
1990	\$22.2
1991	\$23.7
1992	\$25.4
1993	\$29.2
1994	\$25.0
1995	\$24.5
1996	\$28.0
1997	\$28.3
1998	\$32.7

<u>FISCAL YEAR</u>	<u>TOTAL PAID</u>
1999	\$37.5
2000	\$41.2
2001	\$41.2
2002	\$44.9
2003	\$71.0
2004	\$72.8
2005	\$85.0
2006	\$83.1
2007	\$65.6
2008	\$66.7
2009	\$78.8
2010	\$75.5
2011	\$75.7
2012	\$71.4
2013	\$61.2
2014	\$65.7
2015	\$59.0
2016	\$47.4
2017	\$64.2
2018	\$67.4



CRIME VICTIM'S COMPENSATION ACTIVITY SUMMARY BY COUNTY

The tables on the following pages show Crime Victims' Compensation activity by county. The total number of applications approved and denied may not equal the number of applications received because some applications received in prior years were approved or denied this year. Similarly, some applications received near the end of the year will be determined in Fiscal Year 2019.

RECEIVED - the number of applications received from victims for crimes occurring in the county

APPROVED - the number of applications from victims ruled to be eligible for an award

DENIED - the number of applications from victims denied for cause (for example, crime cannot be substantiated, losses not covered by statute, lack of cooperation with law enforcement)

VICTIM PAYMENTS - the amount of Crime Victims' Compensation paid to applicants who were victimized in Texas counties

SAE RECEIVED - the number of sexual assault exam reimbursement requests received from law enforcement agencies

SAE PAYMENTS - the amount reimbursed to law enforcement agencies for sexual assault exam expenses

CONTRIBUTED - the amount of court costs and fees collected and paid by the county into the Compensation to Victims of Crime Fund (totals provided by the Texas Comptroller of Public Accounts)

TOTAL PAID - the total amount of the Crime Victim's Compensation paid to victims, claimants and law enforcement agencies in FY 2018.

COUNTY	RECEIVED	APPROVED	DENIED	VICTIM AMOUNT	SAE RECEIVED	SAE PAYMENTS	CONTRIBUTED	TOTAL PAYMENTS
ANDERSON	23	19	4	\$88,161.60	33	\$26,778.00	\$102,426.88	\$114,939.60
ANDREWS	12	11	-	\$25,813.78	-	\$558.00	\$75,273.03	\$26,371.78
ANGELINA	46	38	5	\$59,137.36	99	\$64,515.00	\$243,509.33	\$123,652.36
ARANSAS	22	13	9	\$76,888.58	8	\$3,988.00	\$51,023.40	\$80,876.58
ARCHER	1	1	-	\$0.00	-	\$0.00	\$24,845.07	\$0.00
ARMSTRONG	-	-	-	\$0.00	-	\$0.00	\$40,993.74	\$0.00
ATASCOSA	22	16	2	\$26,382.86	27	\$16,864.00	\$123,177.46	\$43,246.86
AUSTIN	13	16	3	\$32,097.57	-	\$0.00	\$177,333.39	\$32,097.57
BAILEY	8	5	2	\$0.00	-	\$0.00	\$18,461.67	\$0.00
BANDERA	6	3	2	\$2,535.18	5	\$5,411.00	\$41,797.39	\$7,946.18
BASTROP	43	33	7	\$99,505.00	27	\$18,900.00	\$240,232.31	\$118,405.00
BAYLOR	-	-	-	\$0.00	-	\$0.00	\$18,626.07	\$0.00
BEE	35	26	6	\$47,208.77	9	\$7,769.00	\$52,716.85	\$54,977.77
BELL	452	347	61	\$729,674.77	108	\$100,980.84	\$732,411.04	\$830,655.61
BEXAR	1,899	1,190	520	\$4,399,302.84	628	\$491,123.00	\$3,286,409.09	\$4,890,425.84
BLANCO	6	5	2	\$6,405.03	1	\$0.00	\$49,597.06	\$6,405.03
BORDEN	-	-	-	\$0.00	-	\$0.00	\$6,368.86	\$0.00
BOSQUE	13	11	1	\$57,362.93	3	\$2,653.00	\$77,853.56	\$60,015.93
BOWIE	69	41	20	\$119,263.74	9	\$2,481.76	\$188,683.44	\$121,745.50
BRAZORIA	215	155	27	\$405,053.56	30	\$21,597.70	\$994,945.17	\$426,651.26
BRAZOS	120	78	21	\$284,536.19	80	\$58,322.00	\$516,838.56	\$342,858.19
BREWSTER	5	3	1	\$5,074.03	1	\$748.00	\$32,167.95	\$5,822.03
BRISCOE	1	1	-	\$592.66	-	\$0.00	\$6,634.27	\$592.66
BROOKS	16	11	1	\$9,685.09	-	\$0.00	\$173,615.89	\$9,685.09
BROWN	28	20	4	\$30,803.27	6	\$5,398.05	\$68,492.45	\$36,201.32
BURLESON	12	8	1	\$10,165.95	5	\$4,045.00	\$66,041.84	\$14,210.95
BURNET	57	39	8	\$166,108.24	12	\$7,815.00	\$100,846.88	\$173,923.24
CALDWELL	40	34	6	\$43,558.67	2	\$1,773.00	\$143,505.08	\$45,331.67
CALHOUN	6	5	1	\$6,345.71	3	\$1,411.00	\$58,405.61	\$7,756.71
CALLAHAN	7	5	-	\$42,271.28	-	\$0.00	\$84,831.99	\$42,271.28
CAMERON	263	201	49	\$559,552.56	533	\$253,630.04	\$1,187,222.21	\$813,182.60
CAMP	10	7	1	\$18,562.29	-	\$0.00	\$20,361.88	\$18,562.29
CARSON	7	3	-	\$1,939.84	-	\$0.00	\$30,104.58	\$1,939.84
CASS	34	24	6	\$19,030.37	-	\$0.00	\$59,436.36	\$19,030.37
CASTRO	1	2	-	\$13,648.52	2	\$866.00	\$18,300.84	\$14,514.52
CHAMBERS	24	20	3	\$268,510.15	47	\$29,131.00	\$100,821.27	\$297,641.15
CHEROKEE	31	23	5	\$119,671.04	10	\$3,129.00	\$146,009.70	\$122,800.04
CHILDRESS	6	4	2	\$1,365.43	-	\$0.00	\$53,367.88	\$1,365.43
CLAY	3	2	-	\$7,962.86	-	\$0.00	\$32,106.79	\$7,962.86
COCHRAN	-	-	-	\$0.00	-	\$0.00	\$4,432.97	\$0.00
COKE	1	1	-	\$2,959.53	-	\$0.00	\$15,533.92	\$2,959.53
COLEMAN	4	-	-	\$80.00	1	\$1,000.00	\$17,352.85	\$1,080.00
COLLIN	454	384	48	\$857,761.90	113	\$67,209.60	\$1,709,028.01	\$924,971.50
COLLINGSWORTH	-	1	-	\$1,175.00	16	\$9,593.00	\$4,378.62	\$10,768.00
COLORADO	8	7	3	\$26,038.83	4	\$1,975.00	\$93,186.20	\$28,013.83
COMAL	86	60	24	\$191,088.38	94	\$66,034.48	\$325,423.38	\$257,122.86
COMANCHE	5	4	1	\$55,660.62	7	\$2,716.00	\$23,967.50	\$58,376.62
CONCHO	6	5	-	\$0.00	-	\$0.00	\$27,316.74	\$0.00
COOKE	34	23	7	\$19,376.25	14	\$8,784.75	\$142,172.25	\$28,161.00
CORYELL	72	62	13	\$87,906.27	42	\$31,927.18	\$128,823.40	\$119,833.45
COTTLE	2	1	-	\$0.00	-	\$0.00	\$5,166.96	\$0.00
CRANE	-	-	-	\$0.00	3	\$2,001.00	\$27,771.88	\$2,001.00
CROCKETT	4	5	-	\$78.41	-	\$0.00	\$45,922.12	\$78.41

COUNTY	RECEIVED	APPROVED	DENIED	VICTIM AMOUNT	SAE RECEIVED	SAE PAYMENTS	CONTRIBUTED	TOTAL PAYMENTS
CROSBY	1	-	2	\$0.00	-	\$0.00	\$11,575.46	\$0.00
CULBERSON	3	3	-	\$19,261.19	-	\$0.00	\$50,449.58	\$19,261.19
DALLAM	6	3	1	\$53,339.54	-	\$0.00	\$40,370.04	\$53,339.54
DALLAS	2,616	1,787	464	\$9,634,508.79	455	\$356,406.80	\$5,493,903.29	\$9,990,915.59
DAWSON	2	3	-	\$55,056.51	-	\$0.00	\$30,110.36	\$55,056.51
DEAF SMITH	13	10	3	\$22,634.68	4	\$1,532.00	\$77,804.10	\$24,166.68
DELTA	6	5	-	\$0.00	-	\$0.00	\$31,591.39	\$0.00
DENTON	467	360	75	\$823,930.33	223	\$115,864.00	\$1,635,351.12	\$939,794.33
DEWITT	10	8	-	\$92,576.89	2	\$733.00	\$53,935.72	\$93,309.89
DICKENS	-	-	-	\$0.00	-	\$0.00	\$8,925.65	\$0.00
DIMMIT	14	6	2	\$4,113.03	-	\$0.00	\$104,784.99	\$4,113.03
DONLEY	3	3	-	\$0.00	2	\$1,016.00	\$51,070.39	\$1,016.00
DUVAL	18	14	1	\$16,453.00	-	\$0.00	\$48,683.71	\$16,453.00
EASTLAND	20	16	4	\$7,003.91	6	\$5,323.35	\$78,936.39	\$12,327.26
ECTOR	73	53	14	\$201,061.91	18	\$6,093.08	\$518,387.71	\$207,154.99
EDWARDS	2	2	-	\$0.00	-	\$0.00	\$9,699.50	\$0.00
ELLIS	103	76	17	\$120,448.54	35	\$22,594.50	\$626,078.70	\$143,043.04
EL PASO	1,175	937	237	\$1,996,154.08	205	\$202,005.29	\$1,341,317.69	\$2,198,159.37
ERATH	21	11	4	\$62,568.51	19	\$9,597.60	\$58,651.68	\$72,166.11
FALLS	4	2	-	\$1,926.79	4	\$3,744.00	\$92,594.70	\$5,670.79
FANNIN	12	10	1	\$51,224.02	19	\$14,413.75	\$51,614.89	\$65,637.77
FAYETTE	2	2	-	\$2,250.00	2	\$1,031.00	\$121,246.40	\$3,281.00
FISHER	-	-	-	\$0.00	-	\$0.00	\$4,627.18	\$0.00
FLOYD	5	4	-	\$8,939.53	-	\$0.00	\$10,015.53	\$8,939.53
FOARD	-	-	-	\$60.95	-	\$0.00	\$1,145.06	\$60.95
FORT BEND	374	290	65	\$1,066,401.24	132	\$87,198.00	\$975,070.18	\$1,153,599.24
FRANKLIN	14	9	1	\$2,613.52	15	\$11,020.00	\$22,060.74	\$13,633.52
FREESTONE	4	6	-	\$10,102.38	11	\$7,529.00	\$74,513.72	\$17,631.38
FRIO	9	9	1	\$125,997.50	3	\$1,173.00	\$77,300.89	\$127,170.50
GAINES	3	4	-	\$29,025.84	5	\$4,127.00	\$46,621.67	\$33,152.84
GALVESTON	388	294	86	\$520,216.36	65	\$52,544.80	\$811,590.08	\$572,761.16
GARZA	-	-	-	\$0.00	-	\$0.00	\$53,094.08	\$0.00
GILLESPIE	7	4	1	\$19,001.61	5	\$4,287.00	\$54,735.21	\$23,288.61
GLASSCOCK	-	-	-	\$716.36	-	\$0.00	\$25,163.36	\$716.36
GOLIAD	5	3	1	\$0.00	-	\$0.00	\$12,213.33	\$0.00
GONZALES	27	16	2	\$24,204.65	8	\$5,832.00	\$102,002.75	\$30,036.65
GRAY	34	15	17	\$32,277.91	28	\$16,929.00	\$72,220.41	\$49,206.91
GRAYSON	67	55	11	\$222,545.40	66	\$45,643.50	\$341,588.72	\$268,188.90
GREGG	123	97	21	\$248,880.40	43	\$23,626.00	\$299,362.69	\$272,506.40
GRIMES	15	11	2	\$34,034.90	2	\$2,000.00	\$47,136.50	\$36,034.90
GUADALUPE	86	61	27	\$143,431.96	76	\$74,437.45	\$391,650.64	\$217,869.41
HALE	24	18	3	\$24,732.70	14	\$12,107.00	\$78,754.70	\$36,839.70
HALL	2	1	-	\$0.00	-	\$0.00	\$36,512.99	\$0.00
HAMILTON	5	4	1	\$1,871.78	5	\$3,155.00	\$65,476.64	\$5,026.78
HANSFORD	-	-	-	\$41,648.89	-	\$0.00	\$4,622.03	\$41,648.89
HARDEMAN	3	2	-	\$2,258.00	1	\$700.00	\$40,737.27	\$2,958.00
HARDIN	76	62	18	\$88,633.43	17	\$13,328.00	\$145,791.06	\$101,961.43
HARRIS	4,251	2,864	811	\$15,406,177.36	1,037	\$538,380.46	\$7,039,914.89	\$15,944,557.82
HARRISON	29	23	7	\$53,919.76	13	\$8,256.00	\$142,666.06	\$62,175.76
HARTLEY	3	3	-	\$0.00	-	\$0.00	\$37,600.00	\$0.00
HASKELL	-	-	-	\$386.54	-	\$0.00	\$10,715.89	\$386.54
HAYS	140	114	22	\$203,848.49	37	\$30,803.30	\$352,410.26	\$234,651.79
HEMPHILL	1	-	1	\$0.00	-	\$0.00	\$15,103.49	\$0.00

COUNTY	RECEIVED	APPROVED	DENIED	VICTIM AMOUNT	SAE RECEIVED	SAE PAYMENTS	CONTRIBUTED	TOTAL PAYMENTS
HENDERSON	31	29	4	\$143,173.58	11	\$8,821.00	\$223,391.14	\$151,994.58
HIDALGO	950	743	194	\$1,614,596.63	361	\$251,988.32	\$1,777,272.30	\$1,866,584.95
HILL	22	22	1	\$57,999.14	15	\$12,125.00	\$217,775.25	\$70,124.14
HOCKLEY	7	7	2	\$11,712.87	14	\$10,346.00	\$47,001.83	\$22,058.87
HOOD	26	20	5	\$38,814.36	63	\$31,640.80	\$75,124.69	\$70,455.16
HOPKINS	31	22	8	\$53,473.82	11	\$8,011.00	\$129,857.36	\$61,484.82
HOUSTON	11	11	-	\$9,352.27	10	\$6,254.00	\$45,763.73	\$15,606.27
HOWARD	19	13	4	\$22,819.53	12	\$7,775.00	\$71,634.53	\$30,594.53
HUDSPETH	1	1	-	\$0.00	-	\$0.00	\$31,642.96	\$0.00
HUNT	38	32	5	\$232,096.49	48	\$34,126.95	\$195,993.40	\$266,223.44
HUTCHINSON	9	9	1	\$18,639.55	8	\$4,564.00	\$33,127.30	\$23,203.55
IRION	1	1	-	\$0.00	-	\$0.00	\$17,942.18	\$0.00
JACK	5	3	-	\$881.80	-	\$0.00	\$19,414.05	\$881.80
JACKSON	7	7	-	\$9,782.06	5	\$2,915.00	\$41,232.51	\$12,697.06
JASPER	24	23	1	\$77,617.15	13	\$14,783.00	\$114,132.93	\$92,400.15
JEFF DAVIS	1	1	-	\$186.84	-	\$0.00	\$7,396.22	\$186.84
JEFFERSON	253	190	53	\$1,060,218.27	97	\$74,206.00	\$534,311.18	\$1,134,424.27
JIM HOGG	1	1	-	\$1,221.55	2	\$2,000.00	\$13,757.66	\$3,221.55
JIM WELLS	47	32	8	\$10,499.16	-	\$0.00	\$94,638.84	\$10,499.16
JOHNSON	62	37	9	\$77,654.83	74	\$46,534.75	\$488,109.97	\$124,189.58
JONES	4	4	-	\$61,648.44	6	\$4,719.30	\$35,540.33	\$66,367.74
KARNES	4	4	1	\$27,326.11	3	\$2,612.00	\$69,649.56	\$29,938.11
KAUFMAN	73	54	11	\$183,032.33	25	\$19,882.00	\$277,789.15	\$202,914.33
KENDALL	19	16	2	\$77,274.05	4	\$2,962.00	\$96,102.49	\$80,236.05
KENEDY	-	-	-	\$0.00	-	\$0.00	\$42,248.89	\$0.00
KENT	-	1	-	\$4,215.18	-	\$0.00	\$2,419.68	\$4,215.18
KERR	19	18	2	\$118,256.00	7	\$5,483.86	\$107,910.36	\$123,739.86
KIMBLE	1	-	-	\$0.00	2	\$636.00	\$58,610.08	\$636.00
KING	-	-	-	\$0.00	-	\$0.00	\$3,912.16	\$0.00
KINNEY	-	-	-	\$40,148.97	-	\$0.00	\$27,186.10	\$40,148.97
KLEBERG	20	14	5	\$24,913.39	13	\$12,447.00	\$134,371.81	\$37,360.39
KNOX	-	-	-	\$0.00	3	\$2,399.00	\$8,418.87	\$2,399.00
LA SALLE	6	2	1	\$13,763.09	-	\$0.00	\$78,349.51	\$13,763.09
LAMAR	46	43	5	\$113,682.65	16	\$11,734.00	\$70,975.78	\$125,416.65
LAMB	22	21	2	\$36,371.70	1	\$833.00	\$27,305.10	\$37,204.70
LAMPASAS	18	13	1	\$9,322.69	8	\$5,532.00	\$81,599.74	\$14,854.69
LAVACA	15	13	2	\$18,835.97	4	\$3,143.00	\$31,672.11	\$21,978.97
LEE	1	1	-	\$3,355.44	6	\$4,802.00	\$95,221.76	\$8,157.44
LEON	19	16	1	\$58,396.30	-	\$0.00	\$71,766.20	\$58,396.30
LIBERTY	48	33	8	\$96,855.08	62	\$42,700.00	\$177,356.70	\$139,555.08
LIMESTONE	46	35	1	\$71,845.46	-	\$0.00	\$45,819.02	\$71,845.46
LIPSCOMB	4	4	-	\$5,297.36	-	\$0.00	\$3,885.18	\$5,297.36
LIVE OAK	11	8	4	\$56,485.60	2	\$1,912.00	\$143,906.77	\$58,397.60
LLANO	10	10	3	\$35,580.97	-	\$370.00	\$43,896.81	\$35,950.97
LOVING	-	-	-	\$0.00	-	\$0.00	\$35,387.36	\$0.00
LUBBOCK	215	170	50	\$874,730.25	176	\$146,452.00	\$574,232.68	\$1,021,182.25
LYNN	1	1	-	\$1,991.43	-	\$0.00	\$20,910.19	\$1,991.43
MADISON	5	4	-	\$14,762.94	2	\$1,344.00	\$61,339.92	\$16,106.94
MARION	12	8	2	\$8,342.22	4	\$1,592.00	\$20,987.85	\$9,934.22
MARTIN	-	-	1	\$0.00	-	\$0.00	\$19,949.89	\$0.00
MASON	1	1	-	\$0.00	1	\$883.00	\$15,271.33	\$883.00
MATAGORDA	63	44	14	\$91,249.90	18	\$10,004.03	\$68,660.81	\$101,253.93
MAVERICK	27	15	2	\$94,959.61	7	\$5,615.00	\$113,754.78	\$100,574.61

COUNTY	RECEIVED	APPROVED	DENIED	VICTIM AMOUNT	SAE RECEIVED	SAE PAYMENTS	CONTRIBUTED	TOTAL PAYMENTS
MCCULLOCH	5	2	1	\$30,863.66	1	\$230.00	\$38,058.78	\$31,093.66
MCLENNAN	219	165	46	\$323,242.25	169	\$136,812.00	\$560,706.02	\$460,054.25
MCMULLEN	4	3	-	\$1,841.96	-	\$0.00	\$62,793.39	\$1,841.96
MEDINA	46	14	17	\$27,837.79	20	\$16,725.00	\$150,282.54	\$44,562.79
MENARD	1	-	-	\$0.00	-	\$0.00	\$46,423.32	\$0.00
MIDLAND	114	96	12	\$238,711.14	79	\$52,182.00	\$483,786.22	\$290,893.14
MILAM	27	13	3	\$18,457.46	4	\$3,722.00	\$118,675.18	\$22,179.46
MILLS	4	2	1	\$0.00	-	\$0.00	\$12,040.33	\$0.00
MITCHELL	1	1	-	\$65,499.32	2	\$1,608.45	\$31,934.16	\$67,107.77
MONTAGUE	6	6	1	\$35,072.94	1	\$700.00	\$47,117.06	\$35,772.94
MONTGOMERY	324	288	53	\$504,094.13	331	\$207,393.85	\$969,487.64	\$711,487.98
MOORE	17	12	5	\$23,166.47	2	\$1,092.00	\$82,914.32	\$24,258.47
MORRIS	3	4	-	\$31,715.87	7	\$4,172.00	\$23,863.43	\$35,887.87
MOTLEY	-	-	-	\$0.00	-	\$0.00	\$2,346.14	\$0.00
NACOGDOCHES	41	38	3	\$89,769.65	43	\$26,117.20	\$159,811.75	\$115,886.85
NAVARRO	47	39	2	\$53,261.97	3	\$1,873.00	\$178,018.98	\$55,134.97
NEWTON	7	3	2	\$29,073.57	2	\$997.00	\$17,122.21	\$30,070.57
NOLAN	13	9	4	\$24,475.65	2	\$1,666.00	\$53,349.53	\$26,141.65
NUECES	633	467	97	\$1,124,974.64	209	\$193,094.05	\$700,544.04	\$1,318,068.69
OCHILTREE	1	1	1	\$0.00	-	\$0.00	\$22,140.28	\$0.00
OLDHAM	6	5	1	\$17,524.69	-	\$0.00	\$30,096.53	\$17,524.69
ORANGE	26	25	3	\$218,030.05	57	\$37,848.58	\$188,352.33	\$255,878.63
PALO PINTO	21	14	5	\$76,973.09	16	\$8,101.90	\$78,905.17	\$85,074.99
PANOLA	18	12	4	\$19,343.42	2	\$610.92	\$64,164.62	\$19,954.34
PARKER	63	46	9	\$110,444.60	35	\$23,937.60	\$327,458.18	\$134,382.20
PARMER	13	8	3	\$3,669.91	2	\$1,206.00	\$27,800.19	\$4,875.91
PECOS	15	10	1	\$21,080.89	-	\$0.00	\$46,885.40	\$21,080.89
POLK	23	21	3	\$8,584.63	21	\$12,415.14	\$173,032.14	\$20,999.77
POTTER	573	433	109	\$834,887.66	213	\$116,462.25	\$542,893.67	\$951,349.91
PRESIDIO	5	1	2	\$182.22	-	\$0.00	\$47,033.50	\$182.22
RAINS	11	10	1	\$1,324.52	-	\$0.00	\$44,140.19	\$1,324.52
RANDALL	191	142	41	\$146,273.05	120	\$72,339.75	\$124,216.89	\$218,612.80
REAGAN	3	3	-	\$1,581.25	1	\$1,350.00	\$36,537.44	\$2,931.25
REAL	3	1	1	\$12,051.21	-	\$0.00	\$11,877.56	\$12,051.21
RED RIVER	4	1	-	\$3,800.00	1	\$1,000.00	\$20,699.34	\$4,800.00
REEVES	7	7	2	\$27,023.24	-	\$0.00	\$61,631.71	\$27,023.24
REFUGIO	7	4	3	\$5,859.44	-	\$0.00	\$100,534.57	\$5,859.44
ROBERTS	-	-	-	\$1,400.00	-	\$0.00	\$8,362.93	\$1,400.00
ROBERTSON	23	22	2	\$62,806.45	8	\$6,716.25	\$159,980.76	\$69,522.70
ROCKWALL	38	33	6	\$68,401.27	14	\$12,004.00	\$221,390.55	\$80,405.27
RUNNELS	5	4	-	\$837.21	1	\$883.00	\$27,757.49	\$1,720.21
RUSK	23	16	2	\$77,819.58	17	\$12,041.38	\$118,652.03	\$89,860.96
SABINE	2	2	-	\$38,732.29	12	\$7,777.00	\$16,711.23	\$46,509.29
SAN AUGUSTINE	6	4	1	\$16,831.25	1	\$614.00	\$15,619.41	\$17,445.25
SAN JACINTO	16	14	-	\$61,442.74	1	\$531.00	\$44,942.19	\$61,973.74
SAN PATRICIO	55	45	12	\$39,743.09	35	\$31,679.05	\$189,264.21	\$71,422.14
SAN SABA	1	2	-	\$5,182.26	-	\$0.00	\$20,383.18	\$5,182.26
SCHLEICHER	1	1	-	\$0.00	-	\$0.00	\$15,305.42	\$0.00
SCURRY	6	4	2	\$20,619.37	3	\$1,842.00	\$49,087.73	\$22,461.37
SHACKELFORD	1	1	-	\$372.91	1	\$833.00	\$15,609.67	\$1,205.91
SHELBY	8	5	2	\$41,849.81	2	\$1,443.00	\$75,136.01	\$43,292.81
SHERMAN	-	-	-	\$1,400.95	-	\$0.00	\$16,882.62	\$1,400.95

COUNTY	RECEIVED	APPROVED	DENIED	VICTIM AMOUNT	SAE RECEIVED	SAE PAYMENTS	CONTRIBUTED	TOTAL PAYMENTS
SMITH	140	104	33	\$215,133.53	82	\$57,060.20	\$604,201.88	\$272,193.73
SOMERVELL	3	1	1	\$0.00	-	\$0.00	\$23,554.23	\$0.00
STARR	27	22	7	\$162,499.11	16	\$11,859.00	\$78,902.14	\$174,358.11
STEPHENS	6	6	-	\$25,873.51	3	\$2,264.30	\$10,272.07	\$28,137.81
STERLING	1	-	-	\$0.00	-	\$0.00	\$34,113.32	\$0.00
STONEWALL	1	1	-	\$1,761.86	-	\$0.00	\$1,937.79	\$1,761.86
SUTTON	6	4	-	\$0.00	-	\$0.00	\$148,553.08	\$0.00
SWISHER	7	5	3	\$12,824.44	5	\$2,579.00	\$18,355.87	\$15,403.44
TARRANT	1,717	1,210	305	\$3,581,295.28	919	\$581,832.31	\$3,935,681.97	\$4,163,127.59
TAYLOR	91	66	19	\$265,261.94	115	\$98,784.47	\$231,457.40	\$364,046.41
TERRELL	1	-	-	\$1,860.99	-	\$0.00	\$6,012.50	\$1,860.99
TERRY	3	1	2	\$6,649.11	3	\$2,747.00	\$28,249.44	\$9,396.11
THROCKMORTON	1	-	-	\$0.00	-	\$0.00	\$1,952.58	\$0.00
TITUS	33	28	1	\$86,020.49	6	\$3,767.00	\$129,624.72	\$89,787.49
TOM GREEN	96	83	11	\$156,251.77	32	\$8,191.76	\$411,711.13	\$164,443.53
TRAVIS	1,491	1,217	195	\$2,645,843.83	1,433	\$1,117,224.14	\$1,907,238.51	\$3,763,067.97
TRINITY	6	5	1	\$1,455.32	6	\$3,773.00	\$25,981.74	\$5,228.32
TYLER	9	4	3	\$11,246.74	5	\$4,615.00	\$31,532.35	\$15,861.74
UPSHUR	20	18	2	\$69,652.09	8	\$6,837.00	\$71,132.05	\$76,489.09
UPTON	2	2	-	\$1,312.89	-	\$0.00	\$8,949.71	\$1,312.89
UVALDE	18	7	2	\$30,400.95	12	\$7,710.73	\$80,282.41	\$38,111.68
VAL VERDE	27	16	8	\$86,791.34	23	\$14,358.00	\$62,184.37	\$101,149.34
VAN ZANDT	18	12	4	\$20,569.52	8	\$6,710.00	\$104,333.31	\$27,279.52
VICTORIA	63	50	10	\$101,311.97	33	\$27,819.00	\$159,320.62	\$129,130.97
WALKER	40	34	2	\$112,780.77	31	\$20,311.50	\$170,453.11	\$133,092.27
WALLER	42	27	10	\$81,781.62	5	\$4,260.00	\$179,502.76	\$86,041.62
WARD	8	6	1	\$15,818.88	3	\$1,839.00	\$84,395.51	\$17,657.88
WASHINGTON	14	11	3	\$18,868.14	2	\$483.00	\$118,184.49	\$19,351.14
WEBB	125	98	31	\$442,130.47	37	\$26,218.00	\$625,286.41	\$468,348.47
WHARTON	52	38	9	\$219,280.01	11	\$5,572.00	\$123,809.71	\$224,852.01
WHEELER	5	4	2	\$14,282.21	-	\$0.00	\$35,236.72	\$14,282.21
WICHITA	60	38	13	\$220,696.86	67	\$46,424.50	\$304,741.40	\$267,121.36
WILBARGER	3	1	1	\$47,399.45	5	\$3,722.00	\$32,341.31	\$51,121.45
WILLACY	19	11	5	\$47,730.42	-	\$0.00	\$32,094.83	\$47,730.42
WILLIAMSON	258	200	53	\$364,122.28	167	\$125,846.67	\$608,320.81	\$489,968.95
WILSON	60	57	1	\$195,350.05	58	\$31,392.30	\$103,824.55	\$226,742.35
WINKLER	2	1	1	\$229.78	2	\$1,261.00	\$52,100.68	\$1,490.78
WISE	21	24	-	\$39,324.90	17	\$10,999.20	\$294,578.12	\$50,324.10
WOOD	25	15	4	\$68,238.78	14	\$6,262.00	\$117,658.39	\$74,500.78
YOAKUM	2	2	-	\$261.16	1	\$125.00	\$18,070.40	\$386.16
YOUNG	8	6	-	\$4,592.61	1	\$700.00	\$59,998.03	\$5,292.61
ZAPATA	4	4	-	\$1,478.01	-	\$0.00	\$12,740.13	\$1,478.01
ZAVALA	8	3	3	\$19,964.16	-	\$0.00	\$88,905.47	\$19,964.16
NO COUNTY	364	1	1	\$97,404.02	-	\$0.00	\$0.00	\$97,404.02
OUT OF STATE	117	35	70	\$201,229.33	-	\$0.00	\$0.00	\$201,229.33
TOTALS	24,465	17,547	4,492	\$60,309,047.35	10,241	\$7,052,275.74	\$58,652,242.32	\$67,361,323.09

GRANTS OVERVIEW

In cooperation with the Texas Legislature, the Office of the Attorney General (OAG) provides vital support to crime victims throughout the state by awarding grants to hundreds of local and statewide victim assistance programs. Working in partnership with law enforcement agencies, prosecutors' offices, state agencies and local and statewide nonprofit organizations, the OAG continues to focus on minimizing the physical and emotional trauma experienced by children and adults who are victims of crime. Through these grant awards, the OAG demonstrates a commitment to cultivating an environment where the needs of crime victims are expediently identified and effectively met in communities of varying size.

The Texas Code of Criminal Procedure, Article 56.541, authorizes the OAG to use monies appropriated from the Compensation to Victims of Crime Fund for grants supporting victim-related services or assistance. The OAG administers the following seven victim assistance grant programs as authorized by the Legislature:

- Other Victim Assistance Grants (OVAG)
- Victim Coordinator and Liaison Grants (VCLG)
- Sexual Assault Prevention and Crisis Services Program (SAPCS)
- Statewide Automated Victim Notification System (SAVNS)
- Domestic Violence High Risk Teams Grants Program (DVHRT)
- Crime Victim Civil Legal Services Grants (CVCLS)
- Sexual Assault Services Program Grant (SASPG)

In Fiscal Year (FY) 2018, the OAG awarded \$29,582,642.99 to organizations that provide essential victim services in the state of Texas. In addition, the OAG utilized a total of \$2,401,632.00 (7.27% percent) in administrative costs for the oversight and administration of funds appropriated in the Victims Assistance Strategy. The Victims Assistance Strategy, as part of the Office of the Attorney General's FY 2018-2019 General Appropriation, allocates funding to provide grants for victim services and sexual assault victims. These direct and indirect administrative costs include salaries, travel and operating expenses.

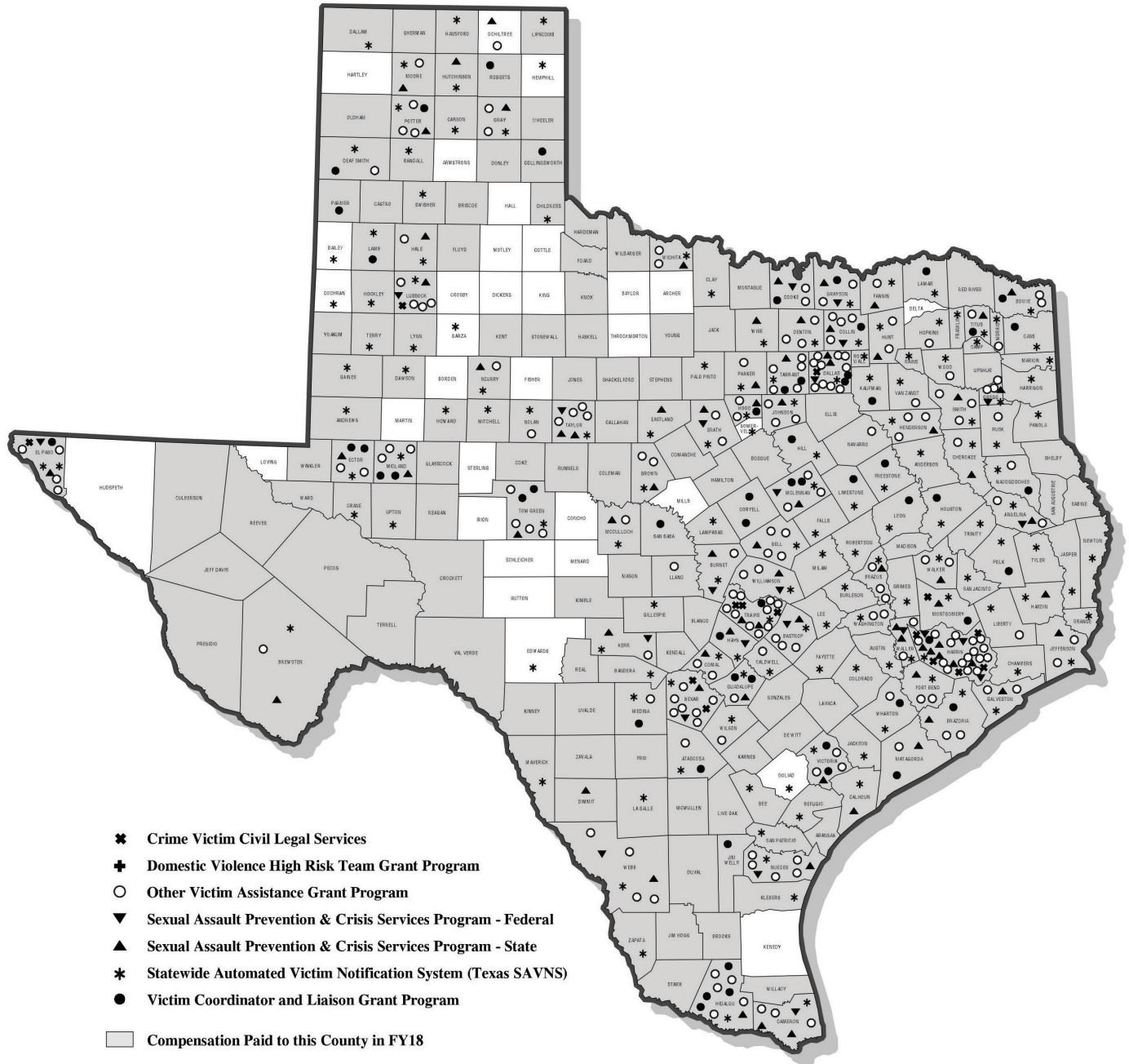
AUDIT & OVERSIGHT ACTIVITIES

All programs are carefully monitored to ensure the effective use of dollars awarded to the local and statewide programs. The OAG performs one or more monitoring procedures for all grantees in order to achieve 100 percent audit and oversight compliance. These procedures include: monitoring monthly invoices, financial status reports, annual or single audits, quarterly performance reports, and other equally stringent monitoring and oversight activities as prescribed in the grants with those entities. Additionally, the OAG conducts desk reviews, on-site monitoring visits and provides technical assistance via telephone, email and in person.

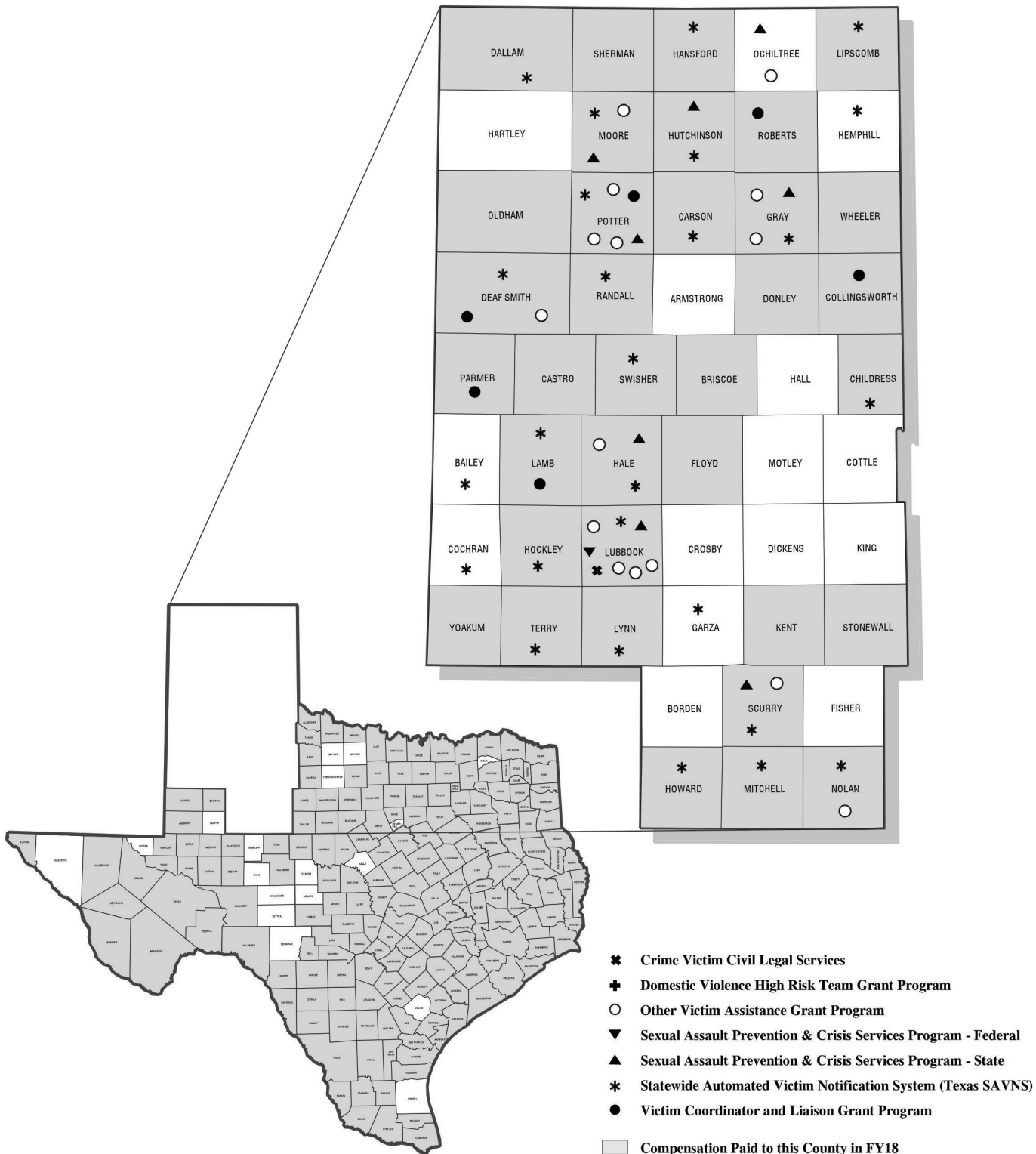
PROGRAM NAME	DOLLARS AWARDED	NUMBER OF GRANTS AWARDED
OVAG	\$10,000,000	204
VCLG	\$2,312,850	56
SAPCS	\$10,715,652	131
SAVNS	\$2,629,140.99	151
DVHRT*	\$300,000	7
CVCLS*	\$2,500,000	17
SASPG	\$1,125,000	1
Total	\$29,582,642.99	567

* Includes awards made to sub-recipients through contracted agencies.

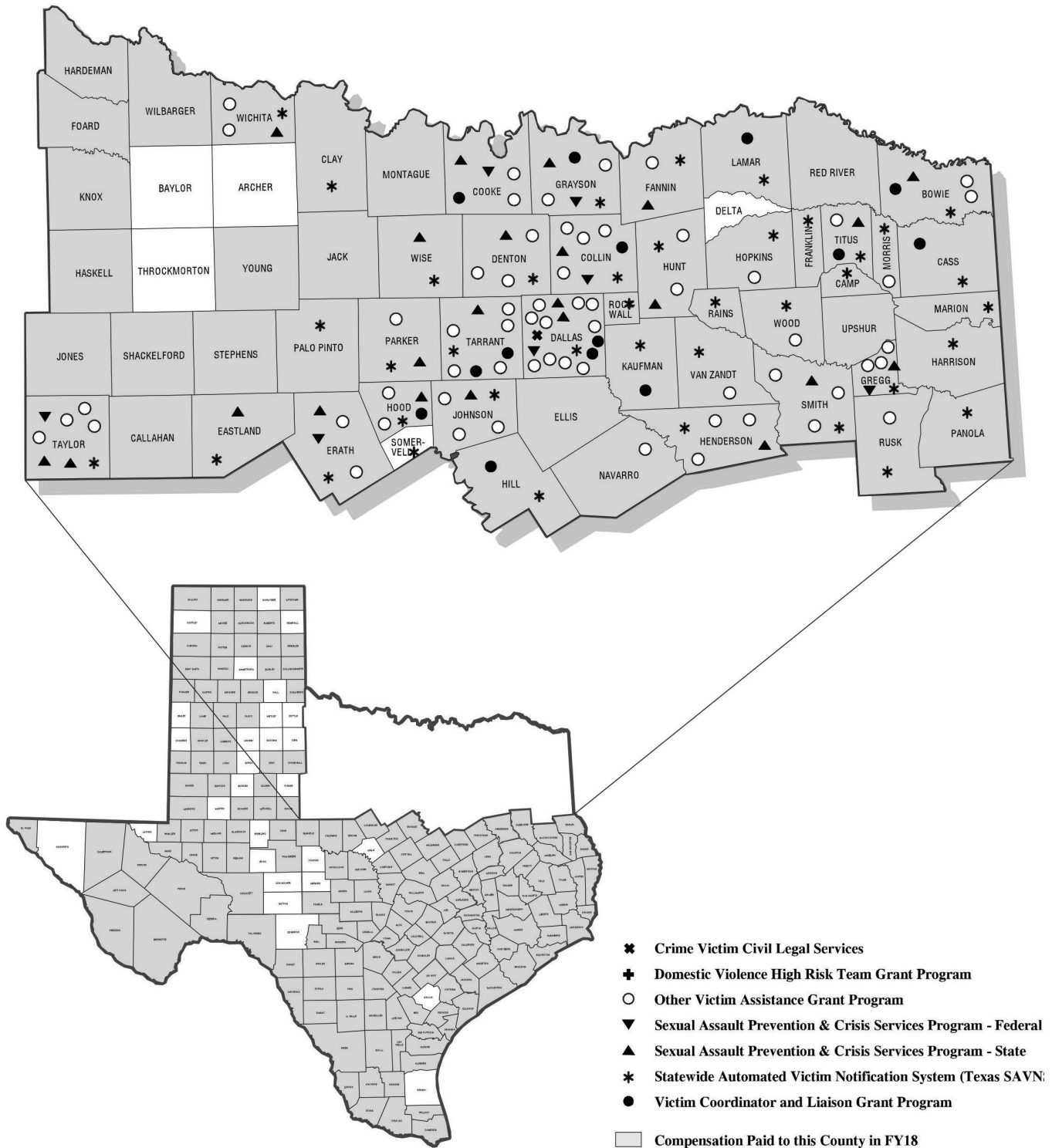
GRANTS & CONTRACTS FUNDING & COMPENSATION BY COUNTY



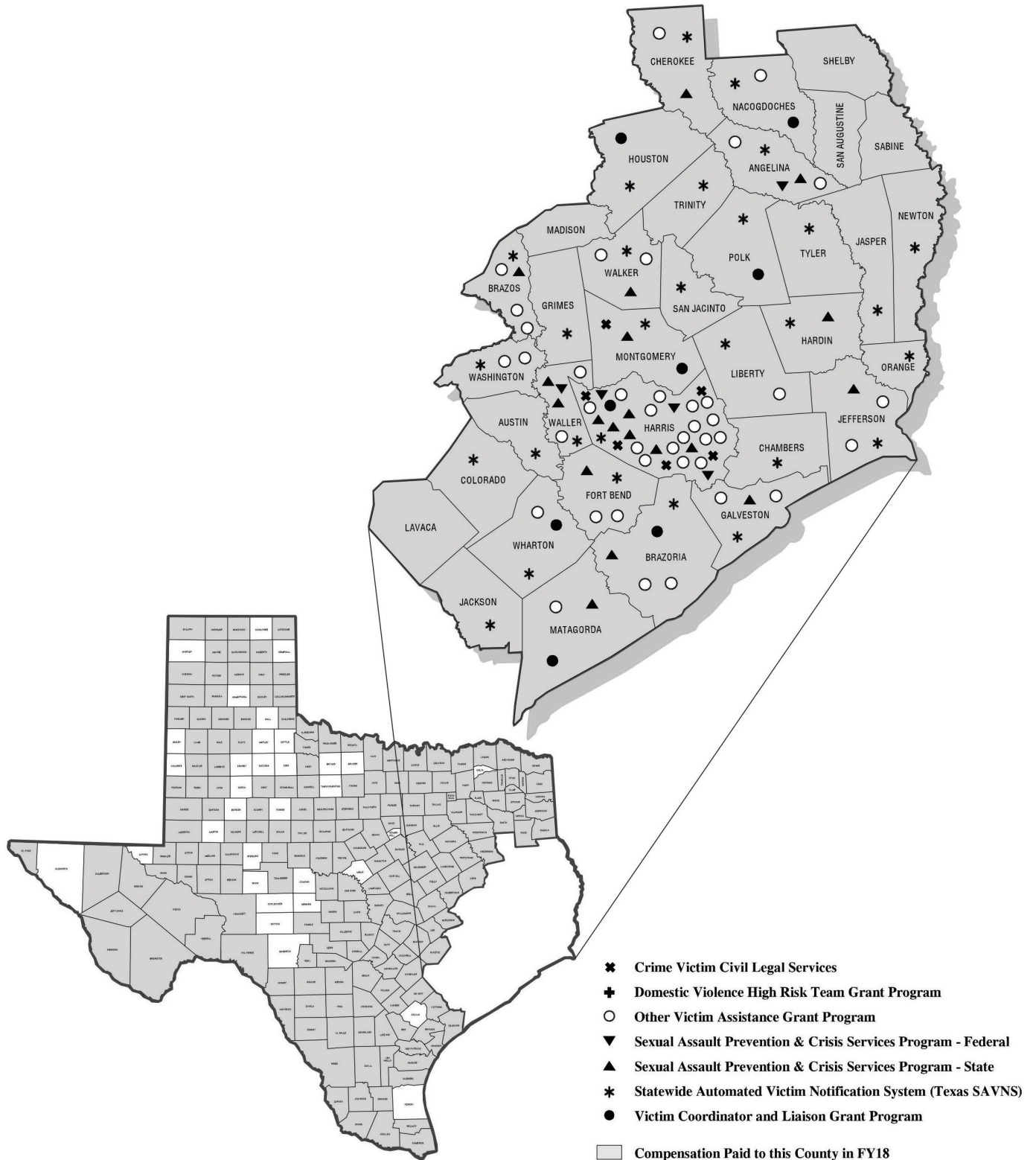
NORTH WEST TEXAS



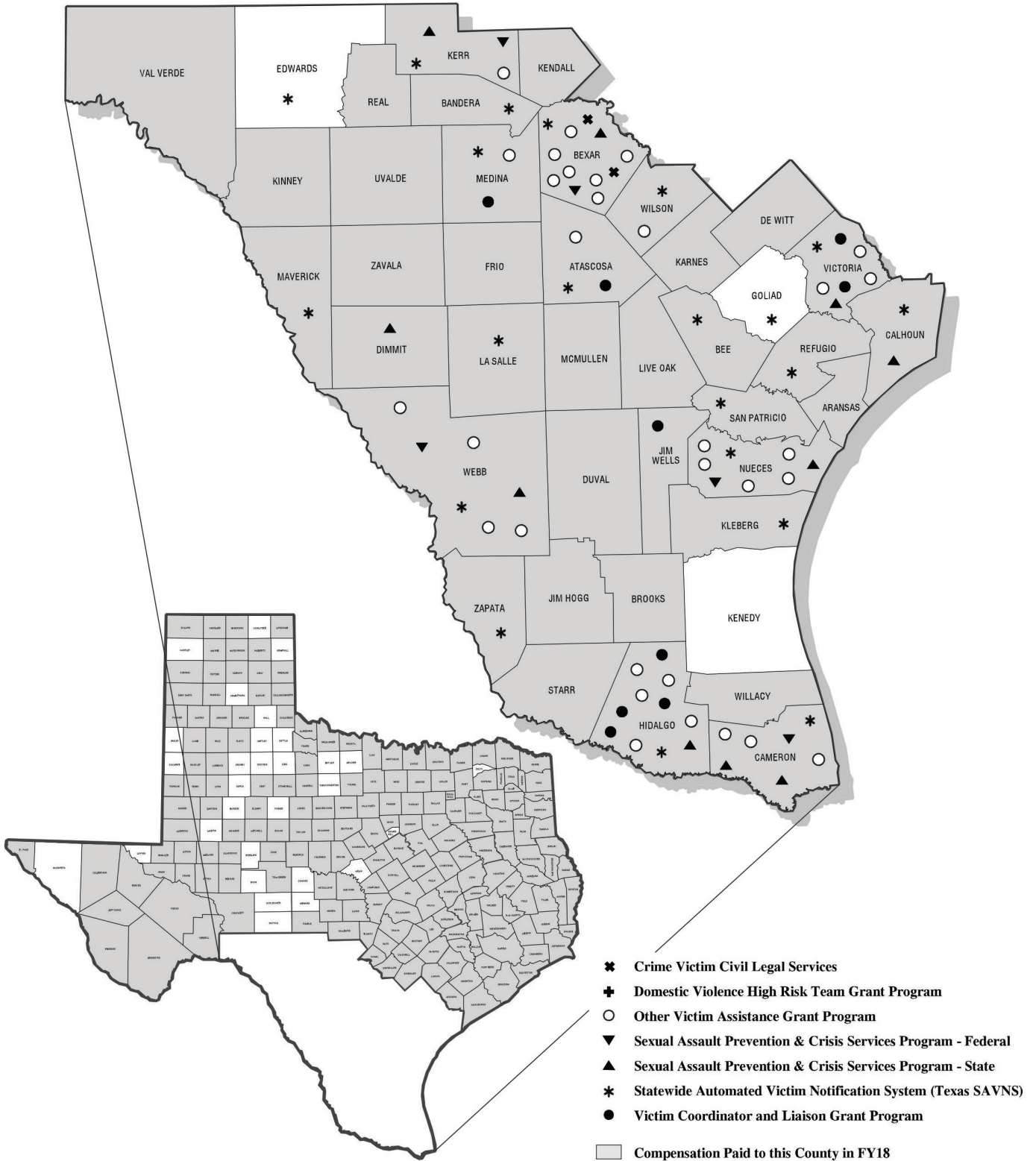
NORTH EAST TEXAS



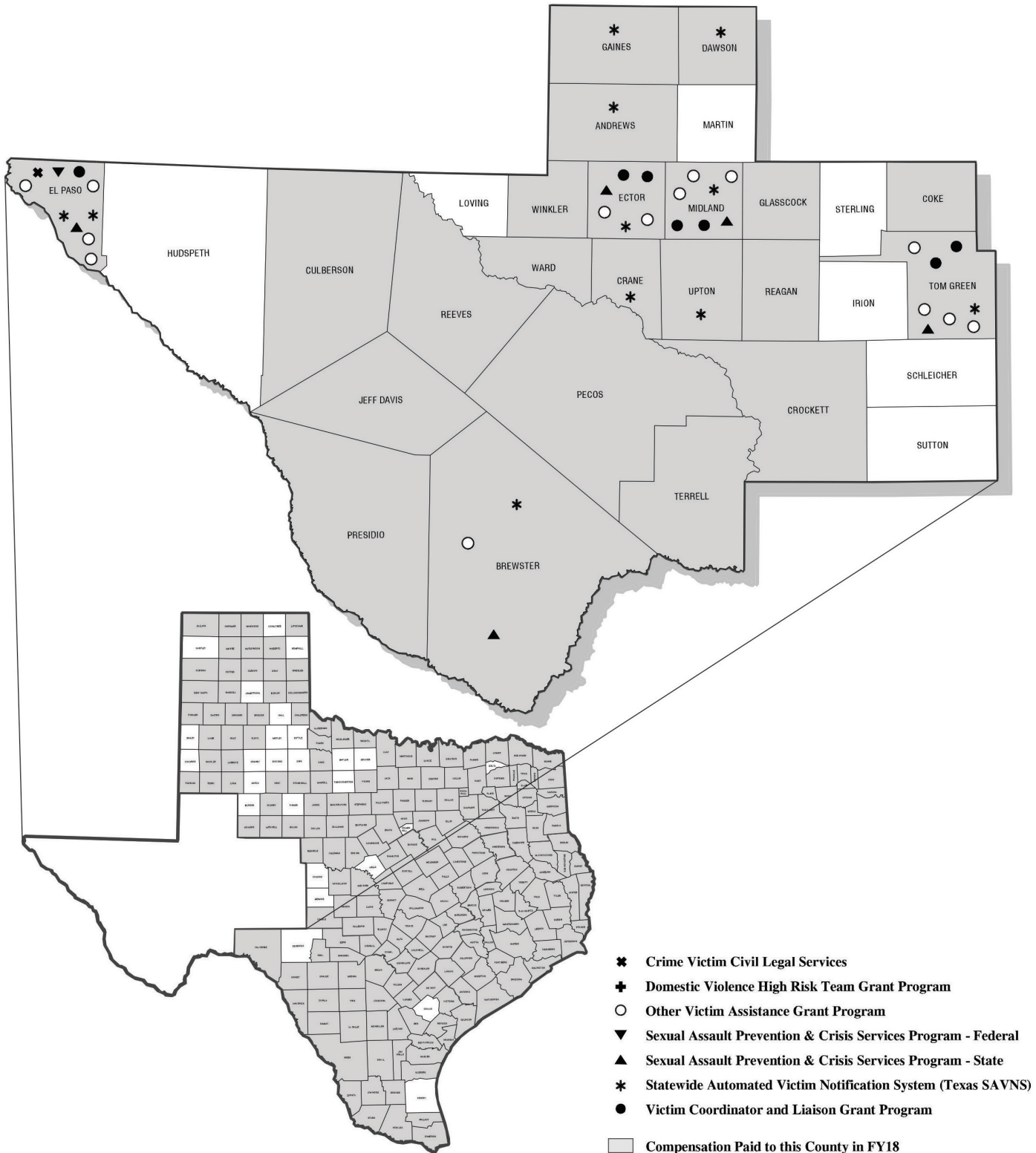
SOUTH EAST TEXAS



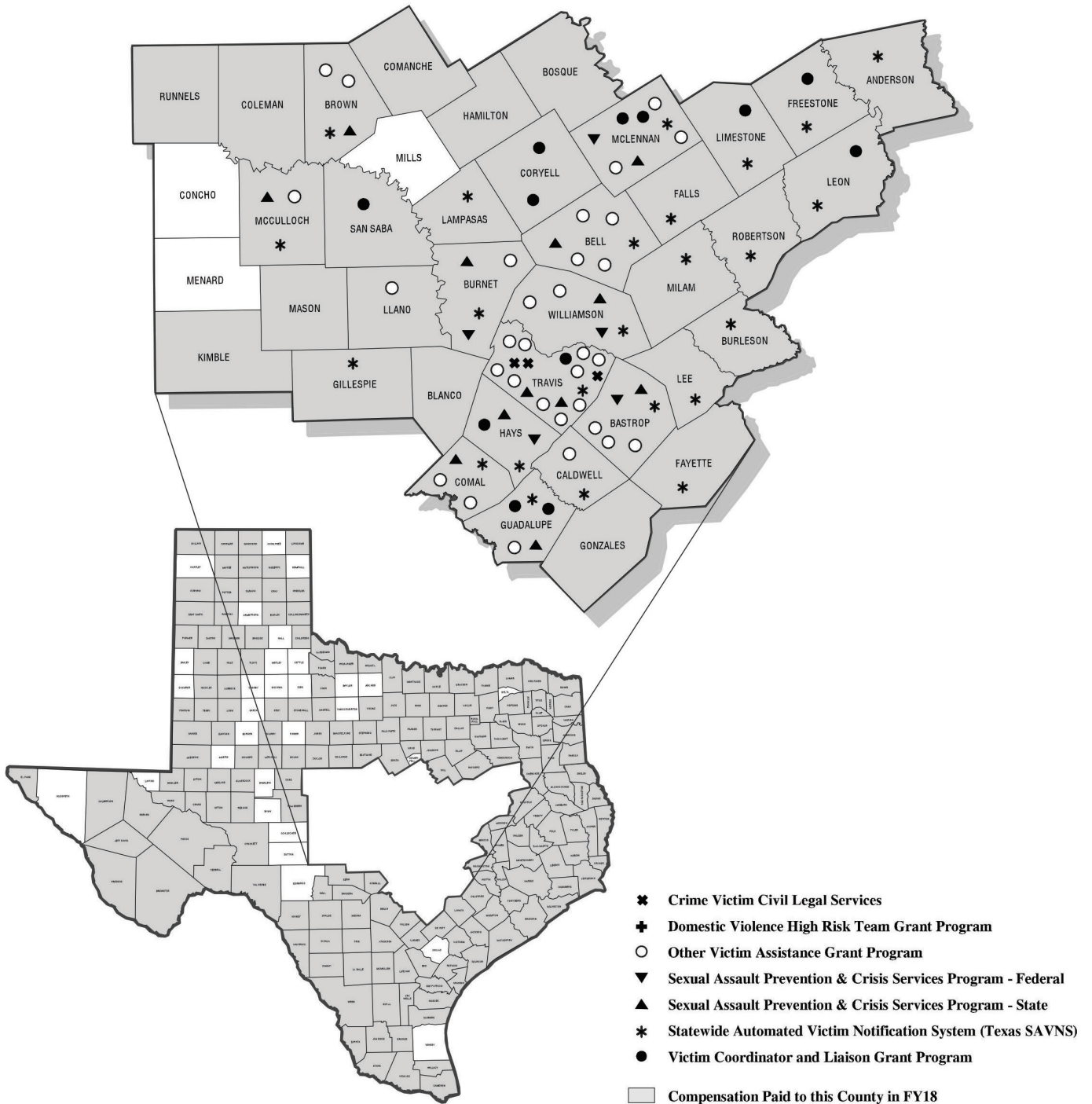
SOUTH TEXAS



WEST TEXAS



CENTRAL TEXAS



OTHER VICTIM ASSISTANCE GRANTS

OVAG

PURPOSE

The Other Victim Assistance Grants (OVAG) program supports services that address the unmet needs of victims of crime.

GUIDELINES FOR SELECTION

The OVAG program rules and regulations are set forth in the Texas Administrative Code, Title 1, Part 3, Chapter 60. The OAG awards OVAG funds through a competitive application process. Eligible applicants must be a governmental entity or maintain legal status as a 501(c)(3) nonprofit organization. To be considered for funding, applicants must demonstrate within their grant applications an ability and willingness to effectively provide victim-related services which include:

- Providing direct victim services;
- Providing outreach or community education;
- Connecting crime victims to services to aid in their recovery;
- Training professionals and volunteers to improve their services to victims; or
- Providing other administrative functions related to victim services.

FY 2018 was the first year of a two-year grant application cycle. Applications were carefully evaluated and scored by a team of OAG evaluators. Scoring results were based on information and documentation provided by the applicants, including a description of project activities, project objectives and outcomes, and proposed project budgets.

AWARDS

For FY 2018, the OAG awarded 204* OVAG grants totaling \$10,000,000. These grants were awarded to a variety of nonprofit organizations and government entities committed to providing crime victim services throughout Texas.

SUMMARY OF REPORTS & EFFECTIVENESS

OVAG funded programs served 238,532 victims of crime during FY 2018. Of these victims, 62,838 received crisis intervention, 52,673 received individual counseling, 16,953 received legal assistance and 94,489 received follow-up services. Additionally, 49,676 victims received assistance with applying for Crime Victims' Compensation, and 185,213 victims received information about victim rights and available community resources.

*Includes one grant awarded with partial OVAG and Victim Coordinator and Liaison Grant (VCLG) funding and three VCLG purpose area grants awarded with OVAG funding (specific funding amount is indicated in the county listing).

VICTIM COORDINATOR & LIAISON GRANTS

VCLG

PURPOSE

The Victim Coordinator and Liaison Grants (VCLG) program supports statutorily required Victim Assistance Coordinator and Crime Victim Liaison positions for local law enforcement agencies and prosecutors' offices, as described in the Texas Code of Criminal Procedure, Article 56.04. The positions funded by these programs provide direct services to victims of crime, assisting them with Crime Victims' Compensation applications and other statutory rights.

GUIDELINES FOR SELECTION

The VCLG program rules and regulations are set forth in the Texas Administrative Code, Title 1, Part 3, Chapter 60. The OAG awards VCLG funds through a competitive application process. FY 2018 was the first year of a two-year grant application cycle. Applications were carefully evaluated and scored by a team of OAG evaluators. Scoring results were based on information and documentation provided by the applicants, including a description of project activities, project objectives and outcomes, and proposed project budgets.

AWARDS

For FY 2018, the OAG awarded 56* VCLG grants totaling \$2,312,850. These grants were awarded to:

- 39 prosecutors' offices
- 13 police departments
- 4 sheriffs' offices

SUMMARY OF REPORTS & EFFECTIVENESS

VCLG funded programs served 44,713 victims of crime in FY 2018. Of these victims, 10,469 received assistance with applying for Crime Victims' Compensation and 5,008 received help with completion of victim impact statements. Additionally, 16,354 victims received advocacy services, and 37,730 victims received information about victim rights and community resources.

*Includes one grant awarded with partial VCLG and Other Victim Assistance Grants (OVAG) funding (specific funding amount is indicated in the county listing).

SEXUAL ASSAULT PREVENTION & CRISIS SERVICES GRANTS SAPCS

PURPOSE

The Sexual Assault Prevention and Crisis Services (SAPCS) grant program supports local and statewide programs that are addressing the problem of sexual assault through direct services, training and education with SAPCS-State grants and primary prevention efforts with SAPCS-Federal grants.

GUIDELINES FOR SELECTION

The SAPCS program rules and regulations are set forth in the Texas Administrative Code, Title 1, Part 3, Chapter 62. The OAG awards SAPCS funds through a competitive application process. To be eligible to receive SAPCS funding, local programs must generally be 501(c)(3) nonprofit organizations or governmental entities that offer the required basic services for at least nine months prior to receiving an award. These basic services include the following:

- 24-hour crisis hotline;
- Crisis intervention;
- Public education;
- Advocacy and accompaniment to hospitals, law enforcement offices, prosecutors' offices and courts; and
- Activities related to the prevention of Sexual Violence.

To be eligible for special project funding, a statewide program must show it supports efforts to maintain or expand existing services offered by local sexual assault programs; improves services to survivors; or conducts other activities consistent with Texas Government Code, Chapter 420.

Fiscal Year (FY) 2018 was the first year of a two-year grant application cycle. Applications were carefully evaluated and scored by a team of OAG evaluators. Scoring results were based on information and documentation provided by the applicants, including a description of project activities, project objectives and outcomes and proposed project budgets.

AWARDS

SAPCS-State:

In FY 2018, the OAG awarded 80 grants totaling \$8,258,873.

- 79 grants were awarded to sexual assault programs across the state for direct victim services and prevention of sexual violence.
- 1 grant was awarded to a statewide coalition for the prevention of sexual violence and improving services to sexual assault victims; outreach and training programs; and technical assistance to and support of youth and rape crisis centers working to prevent sexual violence.

SAPCS-Federal:

In FY 2018, the OAG awarded 51 grants to 26 entities totaling \$2,456,779.

- 49 contracts were awarded to local sexual assault programs across the state to conduct sexual assault primary prevention activities; and
- 2 grants were awarded to a statewide coalition to provide training and technical assistance to local sexual assault programs, as well as other local and statewide organizations, and to support a statewide curriculum development project and evaluation component.

SUMMARY OF REPORTS & EFFECTIVENESS

During the time period of September 1, 2017-August 31, 2018, sexual assault programs reported providing services to 43,624[^] sexual assault survivors.

- 14% percent were male, 84% percent were female and for 2% percent the gender was unknown; and
- 69% percent were adults, 27% percent were children and for 4% percent the age was unknown.

These programs also reported presenting 13,036 education and training sessions to 248,766 community members, students and professionals.

[^] Reflects the number of sexual assault survivors served only with SAPCS-State funds as opposed to previous years which encompassed survivors served with grantee agency funds as a whole. In FY 2018, the OAG removed the "agency as a whole" reporting category based on zero-based reporting.

TEXAS STATEWIDE AUTOMATED VICTIM NOTIFICATION SYSTEM

SAVNS

TEXAS SAVNS COVERS 95 PERCENT OF THE STATE'S POPULATION AND 93 PERCENT OF THE REPORTED VIOLENT CRIME IN TEXAS.

PURPOSE

The Texas Constitution affords victims of crime the right to be notified, upon request, of an offender's release from incarceration and of upcoming court proceedings. This requested notification is facilitated by the Statewide Automated Victim Notification System (SAVNS). The Texas Legislature allocated resources to the OAG to facilitate the implementation and maintenance of the statewide system. The OAG certified the vendor to work directly with the Texas Department of Criminal Justice (TDCJ) and those Texas counties electing to participate in the Texas SAVNS program.

TEXAS SAVNS

Texas SAVNS provides victims and concerned members of the community with up-to-date information about offenders' county and state jail custody and court status, 24 hours a day, seven days a week, 365 days a year. This information is provided through a single statewide toll-free telephone number: (877) TX4-VINE [(877) 894-8463] or through the VINE (Certified Vendor's system) website at www.vinelink.com.

Registered users are contacted by phone or email whenever there is a change in an offender's status. The users may also check on an offender's status at any time by phone, through the website or mobile app. Trained operators are available at all times to assist if needed. In FY 2018, Texas VINE received 202,747 incoming calls, made 20,201 confirmed notification calls, made 122,275 notifications via text, made 80,260 notifications via e-mail, made 61,618 notifications by letter and registered 131,010 new victims for notification.

The VINELink Site received 2,241,672 site searches, the VINELink mobile received 6,691 site searches and the VINE MobilePatrol Public Safety App received 1,033,905 site searches during FY 2018. These searches are not necessarily by registered users, but by interested parties. During FY 2018, 217,723 callers utilized the 877-TX4-VINE toll-free telephone number to obtain information.

AWARDS

In FY 2018, the OAG awarded 151 grants totaling \$2,629,140.96. At the end of FY 2018, 149 counties, the El Paso County Community Supervision & Corrections Department, and the Texas Department of Criminal Justice (TDCJ) were participating in this voluntary program.

CONTRACT MANAGEMENT

To assure the certified vendor, the county and TDCJ are functioning within the requirements of the program, the OAG conducts regular assessments to verify compliance with standards and protocols. Oversight activities include on-site visits and technical assistance via phone, email and in person upon request.

DOMESTIC VIOLENCE HIGH RISK TEAMS GRANT PROGRAM

DVHRT

PURPOSE

The purpose of the Domestic Violence High Risk Teams (DVHRT) grant program is to develop and support multidisciplinary teams that coordinate efforts to increase the safety of victims of family violence, (as that term is defined by Section 71.004, Family Code), by monitoring and containing perpetrators while providing victim services. The team may be composed of law enforcement officers, prosecutors, community supervision and corrections departments, victim advocates, nonprofit organizations that provide services or shelter to victims of family violence, and medical personnel. The team members work together to share information and communicate to provide the best possible responses to victims at high risk.

GUIDELINES FOR SELECTION

The 84th Texas Legislature, through House Bill 3327, directed the OAG to award grants to domestic violence high risk teams in communities across the state. The Attorney General is given the authority to request proposals for the award of grants under this section. The Attorney General shall evaluate the proposals and award grants based on the need for domestic violence services in the community in which the team is located and the effectiveness or potential effectiveness of the team. The purpose of the grant is to:

- Identify and contract with sites in local communities that have the capacity to implement best practice models for high risk teams or expand existing Domestic Violence High Risk Teams;
- Evaluate funded site results;
- Identify best practice models that may be implemented in other communities;
- Provide technical assistance to communities interested in implementing Domestic Violence High Risk Teams; and
- Make recommendations to improve the implementation and/or the expansion of DVHRTs in Texas.

AWARDS

In Fiscal Year (FY) 2018, the OAG awarded one grant to the Texas Council on Family Violence, Incorporated (TCFV) for \$300,000. TCFV subawarded \$270,000 to one local district attorney's office, one county attorney's office and four local non-profit organizations to develop Domestic Violence High Risk Teams in their communities. The balance of the award was utilized by the Texas Council on Family Violence, Incorporated to provide oversight and to support the local programs.

FY 2018 was the first year of a two-year grant application cycle. Applications were carefully evaluated by a team of OAG evaluators. Evaluation results were based on information and documentation provided by the applicants, including a description of project activities, project objectives and outcomes and proposed project budgets.

SUMMARY OF REPORTS & EFFECTIVENESS

In FY 2018, TCFV funded six sites and provided the following to the funded sites:

- Training on identifying and coordinating local resources to enhance victim safety and maximize responses from the team members for cases that were deemed "high risk."
- Information about best practices and assistance in working with other partners in their communities to develop stronger coordinated community responses to domestic violence.
- Information about existing DVHRT models, assessment tools and training on team dynamics, developing effective memorandums of understanding, and other concepts that enabled DVHRT teams to think comprehensively about the barriers among members and/or lapses in services in their communities by providing the best approach to improve communication between team members and address unmet needs in their family violence response plans.
- Technical Support to sites upon request.

CRIME VICTIM CIVIL LEGAL SERVICES GRANTS

CVCLS

PURPOSE

The Crime Victim Civil Legal Services (CVCLS) grants program was authorized by the Texas Legislature to increase the availability of free or affordable civil legal services for victims of crime, such as protective orders, disability benefits and other legal assistance.

GUIDELINES FOR SELECTION

The Office of the Attorney General (OAG) entered into an interagency contract with the Supreme Court of Texas (Court) to support the CVCLS grants. The Court contracts with the Texas Access to Justice Foundation (TAJF) to award and manage these grant funds. The requirements for selecting recipient programs are set forth in the Order of the Court establishing TAJF as the CVCLS administrator. To be eligible to apply for these funds, a program must:

- Have a 501(c)(3) nonprofit organization status;
- Provide victim-related civil legal services to victims, immediate family members of victims or claimants;
- Provide services based on meeting certain income eligibility requirements;
- Maintain open records;
- Conduct open meetings; and
- Comply with other policies adopted by the Court and TAJF.

TAJF awards these funds to eligible local programs through a competitive grant application process. TAJF staff carefully evaluates applicants on their history with TAJF, including compliance and on-site evaluations, and submits program selection recommendations to the TAJF board of Directors. The board reviews these recommendations and considers such factors as the ability to provide proposed services to underserved populations or areas of the state and the potential for duplication of services. New applicants provide oral presentations to the TAJF Board of Directors on their organization and proposed services.

AWARDS

For FY 2018, the OAG awarded one grant to the Supreme Court of Texas for \$2,500,000. TAJF, which administers this program for the Court, subawarded \$2,447,500 to 16 local crime victim civil legal services programs in Texas. The balance of the award was utilized by TAJF to provide oversight and to support the local civil legal services programs.

SUMMARY OF REPORTS & EFFECTIVENESS

For FY 2018, statewide and local programs served 15,733 victims of crime in 231 counties. These funds have continued to cultivate a collaborative environment for the network of legal aid providers and the victim services agencies. Programs also address the problem of human trafficking and the extremely diverse services necessary to assist these victims.

AUDIT & OVERSIGHT ACTIVITIES

To ensure accountability for these funds, the following audit and oversight activities were utilized:

- OAG staff reviewed financial and programmatic reports submitted on a quarterly basis by the Court. These reports encompass the financial expenditures and performance of all local programs funded through this contract;
- OAG staff reviewed and approved the original budget and revisions;
- OAG staff reviewed the annual or single audit; and
- TAJF staff conducted one or more of the following for each subawarded entity: on-site program monitoring; review of quarterly fiscal and programmatic productivity reports; review of annual audit; and review of annual report of services and self-assessment.

SEXUAL ASSAULT SERVICES PROGRAM GRANT

SASP

PURPOSE

The purpose of the Sexual Assault Services Program Grant is to provide program development and legal training to local sexual assault programs, including standardizing the quality of services provided, preventing sexual assault, and improving services to survivors and other individuals affected by sexual violence. The grant also provides statewide training for local programs, professionals and other victim service groups.

GUIDELINES FOR SELECTION

The Texas Legislature directs the OAG to awarded grant to a statewide organization that has expertise in understanding the dynamics of sexual assault, developing informational materials and providing training for sexual assault programs and community professional groups. The Attorney General is given the authority to request proposals for the award of grants under this section. The Attorney General shall evaluate the proposals and award grants based on the need for prevention services in the community. The purpose of the grant is to:

- Standardize the quality of services provided;
- Prevent sexual assault; and
- Improve services to survivors and other individuals affected by sexual violence.

AWARDS

In Fiscal Year (FY) 2018, the OAG awarded one grant to the Texas Association Against Sexual Assault, Inc. (TAASA) for \$1,125,000.

FY 2018 was the first year of a two-year grant application cycle. Applications were carefully evaluated by a team of OAG evaluators. Evaluation results were based on information and documentation provided by the applicants, including a description of project activities, project objectives and outcomes and proposed project budgets.

SUMMARY OF REPORTS & EFFECTIVENESS

For FY 2018, TAASA provided training to 100 local sexual assault programs and included 532 participants. Other activities and education materials provided by TAASA include the following:

- Distributed 141,434 sexual assault brochures;
- Provided 12,219 Survivor Booklets to sexual assault programs;
- Provided 25 Professional Training Sessions;
- Provided Professional Training to 1,324 Individuals; and
- Provided 721 Instances of Technical Assistance to Sexual Assault Programs.

AUDIT & OVERSIGHT ACTIVITIES

To ensure accountability for funds awarded to the grantee, the following audit and oversight activities were utilized:

- OAG staff monitored monthly invoices and financial status reports in addition to quarterly program performance reports;
- OAG staff approved the original budget and all budget amendments;
- OAG staff reviewed the annual or single audit;
- OAG staff conducted an on-site review of the grants received by the Texas Association Against Sexual Assault, Inc.

VICTIM ASSISTANCE GRANTS FUNDED BY COUNTY

COUNTY	AGENCY NAME	GRANT TITLE	AWARD AMOUNT
Anderson			
Anderson	Anderson County	SAVNS	\$14,467.87
Andrews			
Andrews	Andrews County	SAVNS	\$7,347.28
Angelina			
Angelina	Angelina Alliance for Children, Inc.	OVAG	\$41,095.00
Angelina	Angelina County	SAVNS	\$16,995.37
Angelina	Women's Shelter of East Texas, Inc.	OVAG	\$42,000.00
Angelina	Women's Shelter of East Texas, Inc.	SAPCS-Federal	\$85,000.00
Angelina	Women's Shelter of East Texas, Inc.	SAPCS-State	\$89,747.00
Atascosa			
Atascosa	81st Judicial District Attorney's Office	VCLG	\$42,000.00
Atascosa	Atascosa County	SAVNS	\$14,467.87
Atascosa	CASA of South Texas	OVAG	\$41,827.00
Austin			
Austin	Austin County	SAVNS	\$6,389.38
Bailey			
Bailey	Bailey County	SAVNS	\$6,389.38
Bandera			
Bandera	Bandera County	SAVNS	\$5,431.48
Bastrop			
Bastrop	Bastrop County	SAVNS	\$16,995.37
Bastrop	Bastrop County Women's Shelter, Inc.	OVAG	\$42,000.00
Bastrop	Bastrop County Women's Shelter, Inc.	SAPCS-Federal	\$85,000.00
Bastrop	Bastrop County Women's Shelter, Inc.	SAPCS-State	\$112,663.00
Bastrop	Court Appointed Special Advocates of Bastrop County	OVAG	\$42,000.00
Bastrop	The Children's Advocacy Center Serving Bastrop, Lee and Fayette Counties	OVAG	\$42,000.00
Bee			
Bee	Bee County	SAVNS	\$16,995.37
Bell			
Bell	Bell County	SAVNS	\$24,478.11
Bell	CASA of Bell and Coryell Counties	OVAG	\$41,999.00
Bell	Exchange Club Child Abuse Prevention Center - Aware Central Texas	OVAG	\$23,136.00
Bell	Families In Crisis, Incorporated	OVAG	\$42,000.00
Bell	Families In Crisis, Incorporated	SAPCS-State	\$92,552.00
Bell	Lone Star Legal Aid	OVAG	\$41,679.00
Bexar			
Bexar	Alamo Area Rape Crisis Center	OVAG	\$42,000.00
Bexar	Alamo Area Rape Crisis Center	SAPCS-Federal	\$85,000.00
Bexar	Alamo Area Rape Crisis Center	SAPCS-State	\$213,725.00
Bexar	Bexar County	SAVNS	\$90,722.65
Bexar	Catholic Charities, Archdiocese of San Antonio, Inc.	OVAG	\$41,814.00
Bexar	Child Advocates San Antonio	OVAG	\$42,000.00
Bexar	ChildSafe	OVAG	\$42,000.00
Bexar	Family Service Association of San Antonio, Inc.	OVAG	\$42,000.00
Bexar	Family Violence Prevention Services, Inc., DBA Battered Women's Shelter of Bexar County	CVCLS	\$69,510.00
Bexar	Family Violence Prevention Services, Inc., DBA Battered Women's Shelter of Bexar County	OVAG	\$42,000.00

COUNTY	AGENCY NAME	GRANT TITLE	AWARD AMOUNT
Bexar	JOVEN-Juvenile Outreach and Vocational/Educational Network	OVAG	\$42,000.00
Bexar	St. Mary's University School of Law Clinic	CVCLS	\$59,662.00
Bowie			
Bowie	Bowie County	SAVNS	\$16,995.37
Bowie	Bowie County Criminal District Attorney's Office	VCLG	\$42,000.00
Bowie	Domestic Violence Prevention, Incorporated	OVAG	\$42,000.00
Bowie	Domestic Violence Prevention, Incorporated	SAPCS-State	\$87,120.00
Bowie	Northeast Texas Casa, Inc.	OVAG	\$42,000.00
Brazoria			
Brazoria	Brazoria County	SAVNS	\$28,546.78
Brazoria	Brazoria County Alliance for Children, Inc.	OVAG	\$42,000.00
Brazoria	Brazoria County District Attorney's Office	VCLG	\$42,000.00
Brazoria	Women's Center of Brazoria County, Inc.	OVAG	\$42,000.00
Brazoria	Women's Center of Brazoria County, Inc.	SAPCS-State	\$91,223.00
Brazos			
Brazos	Brazos County	SAVNS	\$28,546.78
Brazos	Brazos County Rape Crisis Center, Inc.	OVAG	\$42,000.00
Brazos	Brazos County Rape Crisis Center, Inc.	SAPCS-State	\$90,340.00
Brazos	Scotty's House Brazos Valley Child Advocacy Center, Inc.	OVAG	\$42,000.00
Brazos	Voices For Children, Inc.	OVAG	\$41,933.00
Brewster			
Brewster	Brewster County	SAVNS	\$2,928.58
Brewster	Family Crisis Center of the Big Bend, Inc.	OVAG	\$42,000.00
Brewster	Family Crisis Center of the Big Bend, Inc.	SAPCS-State	\$85,507.00
Brown			
Brown	Brown County	SAVNS	\$16,995.37
Brown	Court Appointed Special Advocates in the Heart of Texas	OVAG	\$42,000.00
Brown	The Ark Domestic Violence Shelter	OVAG	\$42,000.00
Brown	The Ark Domestic Violence Shelter	SAPCS-State	\$85,000.00
Burleson			
Burleson	Burleson County	SAVNS	\$5,431.48
Burnet			
Burnet	Burnet County	SAVNS	\$16,995.37
Burnet	Highland Lakes Family Crisis Center, Inc.	OVAG	\$42,000.00
Burnet	Highland Lakes Family Crisis Center, Inc.	SAPCS-Federal	\$85,000.00
Burnet	Highland Lakes Family Crisis Center, Inc.	SAPCS-State	\$86,736.00
Caldwell			
Caldwell	Caldwell County	SAVNS	\$16,995.37
Caldwell	Caldwell County Sheriff's Office**	OVAG	\$37,800.00
Calhoun			
Calhoun	Calhoun County	SAVNS	\$6,389.38
Calhoun	Child Welfare Alliance of Calhoun County, Inc. dba: The Harbor Children's Alliance and Victim Center	SAPCS-STATE	\$85,400.00
Cameron			
Cameron	Cameron County	SAVNS	\$24,478.11
Cameron	CASA of Cameron and Willacy Counties, Inc.	OVAG	\$42,000.00
Cameron	Friendship of Women, Inc.	OVAG	\$42,000.00
Cameron	Friendship of Women, Inc.	SAPCS-Federal	\$85,000.00
Cameron	Friendship of Women, Inc.	SAPCS-State	\$87,484.00
Cameron	The Family Crisis Center, Inc.	OVAG	\$42,000.00
Cameron	The Family Crisis Center, Inc.	SAPCS-State	\$93,352.00

COUNTY	AGENCY NAME	GRANT TITLE	AWARD AMOUNT
Camp			
Camp	Camp County	SAVNS	\$7,347.28
Carson			
Carson	Carson County	SAVNS	\$6,389.38
Cass			
Cass	Cass County	SAVNS	\$16,995.37
Cass	Cass County District Attorney's Office	VCLG	\$42,000.00
Chambers			
Chambers	Chambers County	SAVNS	\$6,389.38
Cherokee			
Cherokee	Cherokee County	SAVNS	\$16,995.37
Cherokee	Crisis Center Of Anderson & Cherokee Counties	OVAG	\$41,979.00
Cherokee	Crisis Center of Anderson & Cherokee Counties	SAPCS-State	\$86,438.00
Childress			
Childress	Childress County	SAVNS	\$5,431.48
Clay			
Clay	Clay County	SAVNS	\$5,431.48
Cochran			
Cochran	Cochran County	SAVNS	\$6,389.38
Collin			
Collin	Children's Advocacy Center of Collin County, Inc.	OVAG	\$42,000.00
Collin	City of Wylie Police Department	VCLG	\$41,658.00
Collin	Collin County	SAVNS	\$28,546.78
Collin	Court Appointed Special Advocates of Collin County, Inc.	OVAG	\$42,000.00
Collin	Hope's Door	OVAG	\$42,000.00
Collin	Rape Crisis Center of Collin County, Inc.	OVAG	\$42,000.00
Collin	Rape Crisis Center of Collin County, Inc.	SAPCS-Federal	\$85,000.00
Collin	Rape Crisis Center of Collin County, Inc.	SAPCS-State	\$101,657.00
Collingsworth			
Collingsworth	100th Judicial District Attorney's Office	VCLG	\$41,090.00
Colorado			
Colorado	Colorado County	SAVNS	\$5,431.48
Comal			
Comal	CASA of Central Texas, Inc.	OVAG	\$42,000.00
Comal	Comal County	SAVNS	\$16,995.37
Comal	Comal County Family Violence Shelter, Inc.	OVAG	\$42,000.00
Comal	Comal County Family Violence Shelter, Inc.	SAPCS-State	\$87,238.00
Cooke			
Cooke	Abigail's Arms Cooke County Family Crisis Center	OVAG	\$42,000.00
Cooke	Abigail's Arms Cooke County Family Crisis Center	SAPCS-Federal	\$85,000.00
Cooke	Abigail's Arms Cooke County Family Crisis Center	SAPCS-State	\$85,682.00
Cooke	Cooke County Attorney's Office	VCLG	\$42,000.00
Cooke	Court Appointed Special Advocates of North Texas, Inc.	OVAG	\$42,000.00
Coryell			
Coryell	52nd Judicial District Attorney's Office	VCLG	\$42,000.00
Coryell	Coryell County Attorney's Office	VCLG	\$42,000.00
Crane			
Crane	Crane County	SAVNS	\$6,389.38
Dallam			
Dallam	Dallam County	SAVNS	\$6,389.38

COUNTY	AGENCY NAME	GRANT TITLE	AWARD AMOUNT
Dallas			
Dallas	Brighter Tomorrows, Inc.	OVAG	\$42,000.00
Dallas	Brighter Tomorrows, Inc.	SAPCS-State	\$102,479.00
Dallas	Catholic Charities of Dallas, Inc.	CVCLS	\$46,026.00
Dallas	Catholic Charities of Dallas, Inc.	OVAG	\$42,000.00
Dallas	City of Irving	VCLG	\$42,000.00
Dallas	Dallas Area Rape Crisis Center	OVAG	\$42,000.00
Dallas	Dallas Area Rape Crisis Center	SAPCS-Federal	\$85,000.00
Dallas	Dallas Area Rape Crisis Center	SAPCS-State	\$110,128.00
Dallas	Dallas CASA	OVAG	\$42,000.00
Dallas	Dallas Children's Advocacy Center	OVAG	\$42,000.00
Dallas	Dallas County	SAVNS	\$117,050.07
Dallas	Dallas County District Attorney's Office	VCLG	\$42,000.00
Dallas	Dallas County Hospital District	OVAG	\$41,044.00
Dallas	Mosaic Family Services, Inc.	OVAG	\$42,000.00
Dallas	The Counseling Place	OVAG	\$42,000.00
Dallas	The Family Place	DVHRT	\$50,000.00
Dallas	The Family Place	OVAG	\$42,000.00
Dallas	Trauma Support Services of North Texas	OVAG	\$41,999.00
Dawson			
Dawson	Dawson County	SAVNS	\$5,431.48
Deaf Smith			
Deaf Smith	Deaf Smith County	SAVNS	\$6,389.38
Deaf Smith	Deaf Smith County District Attorney's Office	VCLG	\$41,990.00
Deaf Smith	Great Plains CASA for Kids	OVAG	\$40,948.00
Denton			
Denton	Children's Advocacy Center for Denton County, Inc.	OVAG	\$42,000.00
Denton	Court Appointed Special Advocates of Denton County, Inc.	OVAG	\$42,000.00
Denton	Denton County	SAVNS	\$28,546.78
Denton	Denton County Friends Of The Family, Inc.	DVHRT	\$25,000.00
Denton	Denton County Friends Of The Family, Inc.	SAPCS-State	\$105,419.00
Denton	University of North Texas	OVAG	\$24,392.00
Dimmit			
Dimmit	Wintergarden Women's Shelter, Inc.	SAPCS-State	\$86,530.00
Eastland			
Eastland	Eastland County	SAVNS	\$6,389.38
Eastland	Eastland County Crisis Center, Inc.	SAPCS-State	\$85,328.00
Ector			
Ector	Crisis Center of West Texas	OVAG	\$42,000.00
Ector	Crisis Center of West Texas	SAPCS-State	\$88,941.00
Ector	Ector County	SAVNS	\$28,546.78
Ector	Ector County Attorney's Office	VCLG	\$42,000.00
Ector	Ector County District Attorney's Office	VCLG	\$42,000.00
Ector	Harmony Home Children's Advocacy Center, Inc.	OVAG	\$42,000.00
Edwards			
Edwards	Edwards County	SAVNS	\$5,431.48
El Paso			
El Paso	CASA of El Paso, Inc.	OVAG	\$42,000.00
El Paso	Center Against Sexual and Family Violence, Inc.	OVAG	\$42,000.00
El Paso	Center Against Sexual and Family Violence, Inc.	SAPCS-Federal	\$85,000.00
El Paso	Center Against Sexual and Family Violence, Inc.	SAPCS-State	\$217,049.00

COUNTY	AGENCY NAME	GRANT TITLE	AWARD AMOUNT
El Paso	Diocesan Migrant and Refugee Services, Inc.	CVCLS	\$29,066.00
El Paso	Diocesan Migrant and Refugee Services, Inc.	OVAG	\$42,000.00
El Paso	El Paso County	SAVNS	\$28,546.78
El Paso	El Paso County Community Supervision & Corrections Department	SAVNS	\$13,274.39
El Paso	El Paso County Sheriff's Office	VCLG	\$42,000.00
El Paso	El Paso Guidance Center, Inc.	OVAG	\$41,987.00
Erath			
Erath	CASA for the Cross Timbers Area, Inc. CASA (Court Appointed Special Advocate)	OVAG	\$42,000.00
Erath	Cross Timbers Family Services	OVAG	\$42,000.00
Erath	Cross Timbers Family Services	SAPCS-Federal	\$85,000.00
Erath	Cross Timbers Family Services	SAPCS-State	\$86,155.00
Erath	Erath County	SAVNS	\$16,995.37
Falls			
Falls	Falls County	SAVNS	\$6,389.38
Fannin			
Fannin	Fannin County	SAVNS	\$16,995.37
Fannin	Fannin County Children's Center, Inc.	OVAG	\$36,254.00
Fannin	Fannin County Family Crisis Center, Inc.	SAPCS-State	\$85,611.00
Fayette			
Fayette	Fayette County	SAVNS	\$6,389.38
Fort Bend			
Fort Bend	Fort Bend County	SAVNS	\$32,615.44
Fort Bend	Fort Bend County Women's Center, Inc.	SAPCS-State	\$97,742.00
Fort Bend	Fort Bend County**	OVAG	\$36,879.00
Fort Bend	FT. Bend County Child Advocates, Inc.	OVAG	\$42,000.00
Franklin			
Franklin	Franklin County	SAVNS	\$6,389.38
Freestone			
Freestone	Freestone County	SAVNS	\$5,431.48
Freestone	Freestone County Attorney's Office	VCLG	\$35,350.00
Gaines			
Gaines	Gaines County	SAVNS	\$7,347.28
Galveston			
Galveston	Court Appointed Special Advocates (CASA) of Galveston County	OVAG	\$38,838.00
Galveston	Galveston County	SAVNS	\$24,478.11
Galveston	Resource and Crisis Center of Galveston County, Texas, Inc.	OVAG	\$42,000.00
Galveston	Resource and Crisis Center of Galveston County, Texas, Inc.	SAPCS-State	\$98,847.00
Garza			
Garza	Garza County	SAVNS	\$6,389.38
Gillespie			
Gillespie	Gillespie County	SAVNS	\$6,389.38
Goliad			
Goliad	Goliad County	SAVNS	\$6,389.38
Gray			
Gray	CASA of the High Plains, Inc.	OVAG	\$36,651.00
Gray	Gray County	SAVNS	\$5,431.48
Gray	Tralee Crisis Center for Women, Inc.	OVAG	\$28,818.00
Gray	Tralee Crisis Center for Women, Inc.	SAPCS-State	\$85,819.00
Grayson			
Grayson	Grayson County	SAVNS	\$28,546.78

COUNTY	AGENCY NAME	GRANT TITLE	AWARD AMOUNT
Grayson	Grayson County Childrens' Advocacy Center	OVAG	\$41,838.00
Grayson	Grayson County District Attorney's Office	VCLG	\$42,000.00
Grayson	Grayson County Women's Crisis Line, Inc.	OVAG	\$42,000.00
Grayson	Grayson County Women's Crisis Line, Inc.	SAPCS-Federal	\$85,000.00
Grayson	Grayson County Women's Crisis Line, Inc.	SAPCS-State	\$87,167.00
Gregg			
Gregg	East Texas Child Advocates, Inc.	OVAG	\$42,000.00
Gregg	Gregg County	SAVNS	\$28,546.78
Gregg	The Martin House Children's Advocacy Center	OVAG	\$38,852.00
Gregg	Women's Center of East Texas, Inc.	OVAG	\$42,000.00
Gregg	Women's Center of East Texas, Inc.	SAPCS-Federal	\$85,000.00
Gregg	Women's Center of East Texas, Inc.	SAPCS-State	\$90,706.00
Grimes			
Grimes	Grimes County	SAVNS	\$5,431.48
Guadalupe			
Guadalupe	City of Seguin Police Department	VCLG	\$38,246.00
Guadalupe	Guadalupe County	SAVNS	\$16,995.37
Guadalupe	Guadalupe County Attorney's Office	VCLG	\$42,000.00
Guadalupe	Guadalupe Valley Family Violence Shelter, Inc.	OVAG	\$42,000.00
Guadalupe	Guadalupe Valley Family Violence Shelter, Inc.	SAPCS-State	\$89,025.00
Hale			
Hale	Crisis Center of the Plains	OVAG	\$42,000.00
Hale	Crisis Center of the Plains	SAPCS-State	\$86,133.00
Hale	Hale County	SAVNS	\$16,995.37
Hansford			
Hansford	Hansford County	SAVNS	\$5,431.48
Hardin			
Hardin	Hardin County	SAVNS	\$14,467.87
Hardin	Hardin County Crime Victims Assistance Center	SAPCS-State	\$89,146.00
Harris			
Harris	AVDA	CVCLS	\$82,497.00
Harris	AVDA	OVAG	\$42,000.00
Harris	Bay Area Turning Point, Inc.	OVAG	\$42,000.00
Harris	Bay Area Turning Point, Inc.	SAPCS-Federal	\$85,000.00
Harris	Bay Area Turning Point, Inc.	SAPCS-State	\$103,009.00
Harris	Boat People SOS-Houston, Inc.	CVCLS	\$62,030.00
Harris	Boat People SOS-Houston, Inc.	OVAG	\$42,000.00
Harris	Catholic Charities of the Archdiocese of Galveston-Houston	CVCLS	\$60,000.00
Harris	Catholic Charities of the Archdiocese of Galveston-Houston	OVAG	\$42,000.00
Harris	Child Advocates, Incorporated	OVAG	\$42,000.00
Harris	City of La Porte Police Department	VCLG	\$42,000.00
Harris	FamilyTime Crisis and Counseling Center	OVAG	\$42,000.00
Harris	FamilyTime Crisis and Counseling Center	SAPCS-State	\$89,867.00
Harris	Harris County	SAVNS	\$117,050.07
Harris	Harris County District Attorney's Office	DVHRT	\$75,000.00
Harris	Houston Area Women's Center, Inc.	OVAG	\$42,000.00
Harris	Houston Area Women's Center, Inc.	SAPCS-Federal	\$85,000.00
Harris	Houston Area Women's Center, Inc.	SAPCS-State	\$236,188.00
Harris	Katy Christian Ministries	OVAG	\$42,000.00
Harris	Katy Christian Ministries	SAPCS-State	\$94,320.00
Harris	Lone Star Legal Aid	CVCLS	\$462,184.00

COUNTY	AGENCY NAME	GRANT TITLE	AWARD AMOUNT
Harris	Montrose Counseling Center, Inc.	OVAG	\$42,000.00
Harris	Montrose Counseling Center, Inc.	SAPCS-State	\$87,382.00
Harris	Northwest Assistance Ministries	OVAG	\$42,000.00
Harris	South Texas College of Law Houston, Inc.	OVAG	\$40,762.00
Harris	The Bridge Over Troubled Waters, Inc.	OVAG	\$42,000.00
Harris	The Bridge Over Troubled Waters, Inc.	SAPCS-Federal	\$85,000.00
Harris	The Bridge Over Troubled Waters, Inc.	SAPCS-State	\$87,282.00
Harris	The Children's Assessment Center Foundation	OVAG	\$42,000.00
Harris	The Parris Foundation	OVAG	\$42,000.00
Harris	The Tahirih Justice Center	OVAG	\$42,000.00
Harris	University of Houston	CVCLS	\$30,000.00
Harris	University of Houston Law Foundation	OVAG	\$42,000.00
Harrison			
Harrison	Harrison County	SAVNS	\$16,995.37
Hays			
Hays	City of San Marcos Police Department	VCLG	\$41,999.00
Hays	Hays County	SAVNS	\$28,546.78
Hays	Hays County Women's Center, Inc.	SAPCS-Federal	\$85,000.00
Hays	Hays County Women's Center, Inc.	SAPCS-State	\$114,179.00
Hemphill			
Hemphill	Hemphill County	SAVNS	\$5,431.48
Henderson			
Henderson	Court Appointed Special Advocates of Trinity Valley, Inc.	OVAG	\$42,000.00
Henderson	Henderson County	SAVNS	\$16,995.37
Henderson	The Family Peace Project, Inc.	OVAG	\$42,000.00
Henderson	The Family Peace Project, Inc.	SAPCS-State	\$85,000.00
Henderson	The Henderson County HELP Center, Inc.	OVAG	\$42,000.00
Hidalgo			
Hidalgo	Children's Advocacy Center of Hidalgo County	OVAG	\$42,000.00
Hidalgo	City of Hidalgo Police Department	VCLG	\$42,000.00
Hidalgo	City of McAllen Police Department	VCLG	\$42,000.00
Hidalgo	City of Mission Police Department	OVAG	\$42,000.00
Hidalgo	City of Palmview Police Department**	OVAG	\$42,000.00
Hidalgo	City of Pharr Police Department	VCLG	\$42,000.00
Hidalgo	Hidalgo County	SAVNS	\$28,546.78
Hidalgo	Hidalgo County Criminal District Attorney's Office	VCLG	\$42,000.00
Hidalgo	Rio Grande Valley-Families & Friends of Murdered Children (RGV-FFOMC) Inc.	OVAG	\$41,772.00
Hidalgo	Women Together (Foundation), Inc.	OVAG	\$42,000.00
Hidalgo	Women Together (Foundation), Inc.	SAPCS-State	\$101,426.00
Hill			
Hill	Hill County	SAVNS	\$16,995.37
Hill	Hill County Attorney's Office	VCLG	\$42,000.00
Hockley			
Hockley	Hockley County	SAVNS	\$6,389.38
Hood			
Hood	Hood County	SAVNS	\$16,995.37
Hood	Hood County Sheriff's Office	VCLG	\$42,000.00
Hood	Mission Granbury, Inc.	OVAG	\$41,803.00
Hood	Mission Granbury, Inc.	SAPCS-State	\$85,965.00
Hood	Paluxy River Children's Advocacy Center, Inc.	OVAG	\$42,000.00

COUNTY	AGENCY NAME	GRANT TITLE	AWARD AMOUNT
Hopkins			
Hopkins	Hopkins County	SAVNS	\$16,995.37
Hopkins	Lake Country CASA	OVAG	\$28,000.00
Houston			
Houston	Houston County	SAVNS	\$5,431.48
Houston	Houston County Attorney's Office	VCLG	\$41,995.00
Howard			
Howard	Howard County	SAVNS	\$17,019.97
Hunt			
Hunt	Hunt County	SAVNS	\$16,995.37
Hunt	Hunt County Rape Crisis Center, Inc.	OVAG	\$42,000.00
Hunt	Hunt County Rape Crisis Center, Inc.	SAPCS-State	\$86,603.00
Hunt	Women In Need, Inc.	OVAG	\$42,000.00
Hutchinson			
Hutchinson	Hutchinson County	SAVNS	\$6,389.38
Hutchinson	Hutchinson County Crisis Center, Inc.	SAPCS-State	\$85,644.00
Jackson			
Jackson	Jackson County	SAVNS	\$5,431.48
Jasper			
Jasper	Jasper County	SAVNS	\$16,995.37
Jefferson			
Jefferson	Court Appointed Special Advocates of Southeast Texas, Inc.	OVAG	\$39,052.00
Jefferson	Family Services of Southeast Texas, Inc.	OVAG	\$42,000.00
Jefferson	Jefferson County	SAVNS	\$28,546.78
Jefferson	Rape and Suicide Crisis of Southeast Texas, Inc.	SAPCS-State	\$90,129.00
Jim Wells			
Jim Wells	79th Judicial District Attorney's Office	VCLG	\$42,000.00
Johnson			
Johnson	CASA of Johnson County, Inc.	OVAG	\$42,000.00
Johnson	Johnson County	SAVNS	\$28,546.78
Johnson	Johnson County Children's Advocacy Center	OVAG	\$42,000.00
Johnson	Johnson County Family Crisis Center	OVAG	\$42,000.00
Johnson	Johnson County Family Crisis Center	SAPCS-State	\$87,893.00
Kaufman			
Kaufman	Kaufman County	SAVNS	\$14,467.87
Kaufman	Kaufman County Criminal District Attorney's Office	VCLG	\$42,000.00
Kerr			
Kerr	Hill Country CASA	OVAG	\$42,000.00
Kerr	Hill Country Crisis Council, Inc.	SAPCS-Federal	\$85,000.00
Kerr	Hill Country Crisis Council, Inc.	SAPCS-State	\$87,451.00
Kerr	Kerr County	SAVNS	\$16,995.37
Kleberg			
Kleberg	Kleberg County	SAVNS	\$16,995.37
La Salle			
La Salle	La Salle County	SAVNS	\$6,389.38
Lamar			
Lamar	Lamar County	SAVNS	\$16,995.37
Lamar	Lamar County and District Attorney's Office	VCLG	\$42,000.00
Lamb			
Lamb	Lamb County	SAVNS	\$5,431.48

COUNTY	AGENCY NAME	GRANT TITLE	AWARD AMOUNT
Lamb	Lamb County and District Attorney's Office	VCLG	\$32,385.00
Lampasas			
Lampasas	Lampasas County	SAVNS	\$6,389.38
Lee			
Lee	Lee County	SAVNS	\$5,431.48
Leon			
Leon	Leon County	SAVNS	\$6,389.38
Leon	Leon County District Attorney's Office	VCLG	\$41,650.00
Liberty			
Liberty	BRIDGEHAVEN Children's Advocacy Center	OVAG	\$42,000.00
Liberty	Liberty County	SAVNS	\$16,995.37
Limestone			
Limestone	Limestone County	SAVNS	\$6,389.38
Limestone	Limestone County	VCLG	\$38,628.00
Lipscomb			
Lipscomb	Lipscomb County	SAVNS	\$6,389.38
Llano			
Llano	Court Appointed Special Advocates (CASA) for the Highland Lakes Area	OVAG	\$42,000.00
Lubbock			
Lubbock	CASA of the South Plains, Inc.	OVAG	\$42,000.00
Lubbock	Legal Aid Society of Lubbock, Inc.	CVCLS	\$45,000.00
Lubbock	Lubbock County	SAVNS	\$28,546.78
Lubbock	Lubbock Rape Crisis Center	OVAG	\$42,000.00
Lubbock	Lubbock Rape Crisis Center	SAPCS-Federal	\$85,000.00
Lubbock	Lubbock Rape Crisis Center	SAPCS-State	\$90,045.00
Lubbock	Lubbock Victim Assistance Services, Inc.	OVAG	\$41,995.00
Lubbock	Women's Protective Services of Lubbock, Inc.	OVAG	\$42,000.00
Lynn			
Lynn	Lynn County	SAVNS	\$6,389.38
Marion			
Marion	Marion County	SAVNS	\$6,389.38
Matagorda			
Matagorda	City of Bay City Police Department	VCLG	\$42,000.00
Matagorda	Matagorda County Women's Crisis Center, Inc.	OVAG	\$42,000.00
Matagorda	Matagorda County Women's Crisis Center, Inc.	SAPCS-State	\$86,369.00
Maverick			
Maverick	Maverick County	SAVNS	\$16,995.37
McCulloch			
McCulloch	Family Shelter of McCulloch County, Inc.	OVAG	\$42,000.00
McCulloch	Family Shelter of McCulloch County, Inc.	SAPCS-State	\$85,257.00
McCulloch	McCulloch County	SAVNS	\$6,389.38
McLennan			
McLennan	Advocacy Center for Crime Victims and Children	OVAG	\$42,000.00
McLennan	Advocacy Center for Crime Victims and Children	SAPCS-Federal	\$85,000.00
McLennan	Advocacy Center for Crime Victims and Children	SAPCS-State	\$150,207.00
McLennan	City of Bellmead Police Department	VCLG	\$41,958.00
McLennan	City of Waco	OVAG	\$42,000.00
McLennan	Family Abuse Center	OVAG	\$42,000.00
McLennan	McLennan County	SAVNS	\$24,478.11
McLennan	McLennan County Criminal District Attorney's Office	VCLG	\$40,471.00

COUNTY	AGENCY NAME	GRANT TITLE	AWARD AMOUNT
Medina			
Medina	38th Judicial District Attorney's Office	VCLG	\$42,000.00
Medina	Bluebonnet Children's Center	OVAG	\$41,754.00
Medina	Medina County	SAVNS	\$16,995.37
Midland			
Midland	CASA of West Texas	OVAG	\$42,000.00
Midland	Midland County	SAVNS	\$24,478.11
Midland	Midland County District Attorney's Office	VCLG	\$42,000.00
Midland	Midland County Sheriff's Office	VCLG	\$42,000.00
Midland	Midland Rape Crisis Center	OVAG	\$42,000.00
Midland	Midland Rape Crisis Center	SAPCS-State	\$102,675.00
Midland	Safe Place of the Permian Basin	OVAG	\$42,000.00
Milam			
Milam	Milam County	SAVNS	\$6,389.38
Mitchell			
Mitchell	Mitchell County	SAVNS	\$5,431.48
Montgomery			
Montgomery	City of Patton Village Police Department	VCLG	\$41,245.00
Montgomery	Montgomery County	SAVNS	\$28,546.78
Montgomery	Montgomery County Women's Center	CVCLS	\$65,400.00
Montgomery	Montgomery County Women's Center	SAPCS-State	\$165,012.00
Moore			
Moore	Moore County	SAVNS	\$5,431.48
Moore	Safe Place, Inc.	OVAG	\$37,800.00
Moore	Safe Place, Inc.	SAPCS-State	\$85,697.00
Morris			
Morris	City of Naples Police Department	OVAG	\$42,000.00
Morris	Morris County	SAVNS	\$6,389.38
Nacogdoches			
Nacogdoches	Court Appointed Special Advocates (CASA) of Deep East Texas	OVAG	\$42,000.00
Nacogdoches	Nacogdoches County	SAVNS	\$16,995.37
Nacogdoches	Nacogdoches County Attorney's Office	VCLG	\$42,000.00
Navarro			
Navarro	Navarro County Children's Advocacy Center, Inc.	OVAG	\$42,000.00
Newton			
Newton	Newton County	SAVNS	\$7,347.28
Nolan			
Nolan	Children Advocacy Centers of West Texas, Inc.	OVAG	\$42,000.00
Nolan	Nolan County	SAVNS	\$5,431.48
Nueces			
Nueces	Children's Advocacy Center of the Coastal Bend	OVAG	\$41,959.00
Nueces	Court Appointed Special Advocates of Nueces County, Inc.	OVAG	\$42,000.00
Nueces	Family Counseling Service of Corpus Christi, Texas, Incorporated	OVAG	\$42,000.00
Nueces	Nueces County	SAVNS	\$24,478.11
Nueces	The Nueces County Mental Health and Mental Retardation Community Center Foundation	OVAG	\$42,000.00
Nueces	Women's Shelter of South Texas	OVAG	\$42,000.00
Nueces	Women's Shelter of South Texas	SAPCS-Federal	\$85,000.00
Nueces	Women's Shelter of South Texas	SAPCS-State	\$110,173.00
Ochiltree			
Ochiltree	Panhandle Crisis Center, Inc.	OVAG	\$42,000.00

COUNTY	AGENCY NAME	GRANT TITLE	AWARD AMOUNT
Ochiltree	Panhandle Crisis Center, Inc.	SAPCS-State	\$85,361.00
Orange			
Orange	Orange County	SAVNS	\$14,467.87
Palo Pinto			
Palo Pinto	Palo Pinto County	SAVNS	\$16,995.37
Panola			
Panola	Panola County	SAVNS	\$4,844.38
Parker			
Parker	Freedom House	OVAG	\$42,000.00
Parker	Freedom House	SAPCS-State	\$87,376.00
Parker	Parker County	SAVNS	\$16,995.37
Parmer			
Parmer	287th Judicial District Attorney's Office	VCLG	\$38,900.00
Polk			
Polk	Polk County	SAVNS	\$16,995.37
Polk	Polk County Criminal District Attorney's Office	VCLG	\$42,000.00
Potter			
Potter	Amarillo Area Court Appointed Special Advocates, Inc.	OVAG	\$42,000.00
Potter	Family Support Services of Amarillo	OVAG	\$42,000.00
Potter	Family Support Services of Amarillo	SAPCS-State	\$111,365.00
Potter	Potter County	SAVNS	\$28,546.78
Potter	Potter County	VCLG	\$42,000.00
Potter	The Bridge	OVAG	\$42,000.00
Rains			
Rains	Rains County	SAVNS	\$5,431.48
Randall			
Randall	Randall County	SAVNS	\$16,995.37
Refugio			
Refugio	Refugio County	SAVNS	\$6,389.38
Roberts			
Roberts	Roberts County Attorney's Office	VCLG	\$42,000.00
Robertson			
Robertson	Robertson County	SAVNS	\$5,431.48
Rockwall			
Rockwall	Rockwall County	SAVNS	\$16,995.37
Rusk			
Rusk	Rusk County	SAVNS	\$19,522.87
Rusk	Rusk County Children's Advocacy Center, Inc.	OVAG	\$42,000.00
San Jacinto			
San Jacinto	San Jacinto County	SAVNS	\$7,347.28
San Patricio			
San Patricio	San Patricio County	SAVNS	\$16,995.37
San Saba			
San Saba	San Saba County Attorney's Office	VCLG	\$42,000.00
Scurry			
Scurry	Gateway Family Services, Inc.	OVAG	\$42,000.00
Scurry	Gateway Family Services, Inc.	SAPCS-State	\$85,817.00
Scurry	Scurry County	SAVNS	\$6,389.38
Smith			
Smith	Children's Advocacy Center of Smith County, Inc.	OVAG	\$42,000.00

COUNTY	AGENCY NAME	GRANT TITLE	AWARD AMOUNT
Smith	East Texas Crisis Center, Inc.	OVAG	\$42,000.00
Smith	East Texas Crisis Center, Inc.	SAPCS-State	\$91,971.00
Smith	For The Silent	OVAG	\$42,000.00
Smith	Smith County	SAVNS	\$28,546.78
Somervell			
Somervell	Somervell County	SAVNS	\$6,389.38
Statewide			
Statewide	Arrow Child & Family Ministries of Texas	OVAG	\$175,000.00
Statewide	Austin Community Foundation	OVAG	\$175,000.00
Statewide	Children's Advocacy Centers of Texas, Inc.	OVAG	\$175,000.00
Statewide	Children's Connections, Inc.	OVAG	\$175,000.00
Statewide	Legal Aid of NorthWest Texas	CVCLS	\$510,185.00
Statewide	Legal Aid of NorthWest Texas	OVAG	\$175,000.00
Statewide	Texas Advocacy Project, Inc.	OVAG	\$175,000.00
Statewide	Texas Association Against Sexual Assault, Inc.	OVAG	\$175,000.00
Statewide	Texas Association Against Sexual Assault, Inc.	SAPCS-Federal	\$416,779.00
Statewide	Texas Association Against Sexual Assault, Inc.	SAPCS-State	\$99,999.00
Statewide	Texas Association Against Sexual Assault, Inc.	SAPCS-State	\$299,469.00
Statewide	Texas Association Against Sexual Assault, Inc.	Sexual Assault Services Program Grant	\$1,125,000.00
Statewide	Texas Council on Family Violence, Incorporated	DVHRT	\$30,000.00
Statewide	Texas Council on Family Violence, Incorporated	OVAG	\$175,000.00
Statewide	Texas Department of Criminal Justice	OVAG	\$175,000.00
Statewide	Texas Department of Criminal Justice	SAVNS	\$165,929.17
Statewide	Texas Department of Public Safety	OVAG	\$174,968.00
Statewide	Texas Military Department	OVAG	\$175,000.00
Statewide	Texas RioGrande Legal Aid, Inc.	CVCLS	\$769,143.00
Statewide	Texas RioGrande Legal Aid, Inc.	OVAG	\$175,000.00
Statewide	Texas RioGrande Legal Aid, Inc.	SAPCS-State	\$85,000.00
Statewide	The Supreme Court of Texas	CVCLS	\$52,500.00
Swisher			
Swisher	Swisher County	SAVNS	\$5,431.48
Tarrant			
Tarrant	Alliance For Children, Inc.	OVAG	\$42,000.00
Tarrant	CASA of Tarrant County, Inc.	OVAG	\$42,000.00
Tarrant	City of Fort Worth Police Department	VCLG	\$42,000.00
Tarrant	Community Enrichment Center, Inc.	OVAG	\$42,000.00
Tarrant	Safehaven of Tarrant County	DVHRT	\$50,000.00
Tarrant	SafeHaven of Tarrant County	OVAG	\$42,000.00
Tarrant	Tarrant County	SAVNS	\$77,276.08
Tarrant	Tarrant County Criminal District Attorney	VCLG	\$42,000.00
Tarrant	The Women's Center of Tarrant County, Inc.	OVAG	\$42,000.00
Tarrant	The Women's Center of Tarrant County, Inc.	SAPCS-State	\$227,853.00
Taylor			
Taylor	Big Country Court Appointed Special Advocates, Inc.	OVAG	\$42,000.00
Taylor	City of Abilene Police Department (Child Advocacy Center)	OVAG	\$42,000.00
Taylor	Noah Project, Inc.	OVAG	\$42,000.00
Taylor	Noah Project, Inc.	SAPCS-State	\$86,994.00
Taylor	Regional Crime Victim Crisis Center	OVAG	\$42,000.00

COUNTY	AGENCY NAME	GRANT TITLE	AWARD AMOUNT
Taylor	Regional Crime Victim Crisis Center	SAPCS-Federal	\$85,000.00
Taylor	Regional Crime Victim Crisis Center	SAPCS-State	\$86,430.00
Taylor	Taylor County	SAVNS	\$28,546.78
Terry			
Terry	Terry County	SAVNS	\$6,389.38
Titus			
Titus	City of Mount Pleasant Police Department	VCLG	\$42,000.00
Titus	Shelter Agencies for Families in East Texas, Inc.	OVAG	\$42,000.00
Titus	Shelter Agencies for Families in East Texas, Inc.	SAPCS-State	\$88,068.00
Titus	Titus County	SAVNS	\$6,389.38
Tom Green			
Tom Green	Open Arms Rape Crisis Center & LGBT+ Services	OVAG	\$42,000.00
Tom Green	Open Arms Rape Crisis Center & LGBT+ Services	SAPCS-State	\$87,614.00
Tom Green	The Children's Advocacy Center of Tom Green County, Inc.	OVAG	\$42,000.00
Tom Green	The Institute of Cognitive Development, Inc.	OVAG	\$42,000.00
Tom Green	Tom Green County	SAVNS	\$28,546.78
Tom Green	Tom Green County Attorney's Office	VCLG	\$42,000.00
Tom Green	Tom Green County District Attorney's Office	VCLG	\$42,000.00
Tom Green	Tom Green County Sheriff's Office	OVAG	\$42,000.00
Travis			
Travis	American Gateways	CVCLS	\$30,435.00
Travis	American Gateways	OVAG	\$42,000.00
Travis	Austin Child Guidance Center	OVAG	\$42,000.00
Travis	Center for Child Protection	OVAG	\$42,000.00
Travis	Court Appointed Special Advocates of Travis County	OVAG	\$42,000.00
Travis	Family Eldercare, Inc.	OVAG	\$42,000.00
Travis	Literacy Coalition of Central Texas	OVAG	\$41,921.00
Travis	SAHELI	OVAG	\$42,000.00
Travis	SAHELI	SAPCS-State	\$85,890.00
Travis	Texas Legal Services Center	CVCLS	\$98,315.00
Travis	The Christi Center, Inc.	OVAG	\$42,000.00
Travis	The SAFE Alliance	OVAG	\$42,000.00
Travis	The SAFE Alliance	SAPCS-State	\$155,497.00
Travis	Travis County	SAVNS	\$32,615.44
Travis	Travis County Attorney's Office	DVHRT	\$50,000.00
Travis	Travis County Attorney's Office	OVAG	\$42,000.00
Travis	Travis County District Attorney's Office	VCLG	\$42,000.00
Travis	Volunteer Legal Services of Central Texas	CVCLS	\$28,047.00
Trinity			
Trinity	Trinity County	SAVNS	\$5,431.48
Tyler			
Tyler	Tyler County	SAVNS	\$6,389.38
Upton			
Upton	Upton County	SAVNS	\$5,431.48
Van Zandt			
Van Zandt	Children's Advocacy Center of Van Zandt County, Inc.	OVAG	\$42,000.00
Van Zandt	Van Zandt County	SAVNS	\$16,995.37
Victoria			
Victoria	Golden Crescent Court Appointed Special Advocates, Inc.	OVAG	\$38,560.00
Victoria	Hope of South Texas, Inc.	OVAG	\$42,000.00
Victoria	Mid-Coast Family Services, Inc.	OVAG	\$42,000.00

COUNTY	AGENCY NAME	GRANT TITLE	AWARD AMOUNT
Victoria	Mid-Coast Family Services, Inc.	SAPCS-State	\$87,625.00
Victoria	Victoria County	SAVNS	\$16,995.37
Victoria	Victoria County Criminal District Attorney's Office	VCLG	\$42,000.00
Victoria	Victoria County Sheriff's Office	VCLG	\$42,000.00
Walker			
Walker	Court Appointed Special Advocates of Walker County	OVAG	\$30,635.00
Walker	SAAFE House	OVAG	\$41,107.00
Walker	SAAFE House	SAPCS-State	\$86,996.00
Walker	Walker County	SAVNS	\$16,995.37
Waller			
Waller	Family Ties Family Resource Services	OVAG	\$42,000.00
Waller	Family Ties Family Resource Services	SAPCS-State	\$90,421.00
Waller	Focusing Families	OVAG	\$42,000.00
Waller	Focusing Families	SAPCS-Federal	\$85,000.00
Waller	Focusing Families	SAPCS-State	\$86,069.00
Waller	Waller County	SAVNS	\$16,995.37
Washington			
Washington	21st Judicial District Attorney's Office	OVAG	\$42,000.00
Washington	CASA for Kids of South Central Texas	OVAG	\$40,914.00
Washington	Washington County	SAVNS	\$16,995.37
Webb			
Webb	Casa de Misericordia	OVAG	\$40,677.00
Webb	Children's Advocacy Center of Laredo-Webb County	OVAG	\$41,636.00
Webb	Serving Children and Adults in Need, Inc.	OVAG	\$42,000.00
Webb	Serving Children and Adults in Need, Inc.	SAPCS-Federal	\$85,000.00
Webb	Serving Children and Adults in Need, Inc.	SAPCS-State	\$107,073.00
Webb	Webb County	SAVNS	\$28,546.78
Webb	Webb County District Attorney's Office	OVAG	\$42,000.00
Wharton			
Wharton	Wharton County	SAVNS	\$16,995.37
Wharton	Wharton County District Attorney's Office*	OVAG	\$5,775.00
Wharton	Wharton County District Attorney's Office*	VCLG	\$33,285.00
Wichita			
Wichita	Child Advocates CASA of Red River	OVAG	\$42,000.00
Wichita	First Step of Wichita Falls, Inc.	OVAG	\$42,000.00
Wichita	First Step of Wichita Falls, Inc.	SAPCS-State	\$88,660.00
Wichita	Wichita County	SAVNS	\$32,615.44
Wilbarger			
Wilbarger	Texoma Alliance of Wilbarger County, Texas	DVHRT	\$20,000.00
Williamson			
Williamson	CASA of Williamson County Texas	OVAG	\$36,960.00
Williamson	Williamson County	SAVNS	\$28,546.78
Williamson	Williamson County Crisis Center	OVAG	\$41,188.00
Williamson	Williamson County Crisis Center	SAPCS-Federal	\$85,000.00
Williamson	Williamson County Crisis Center	SAPCS-State	\$109,062.00
Wilson			
Wilson	Children's Alliance of South Texas, A Child Advocacy Center	OVAG	\$42,000.00
Wilson	Wilson County	SAVNS	\$16,995.37
Wise			
Wise	Wise County	SAVNS	\$11,964.97

COUNTY	AGENCY NAME	GRANT TITLE	AWARD AMOUNT
Wise	Wise County Domestic Violence Task Force	SAPCS-State	\$86,401.00
Wood			
Wood	Northeast Texas Child Advocacy Center, Inc.	OVAG	\$42,000.00
Wood	Wood County	SAVNS	\$16,995.37
Zapata			
Zapata	Zapata County	SAVNS	\$5,431.48

* Partially funded with OVAG funds and VCLG funds for VCLG purpose area

** VCLG purpose area grants awarded with OVAG funding

